

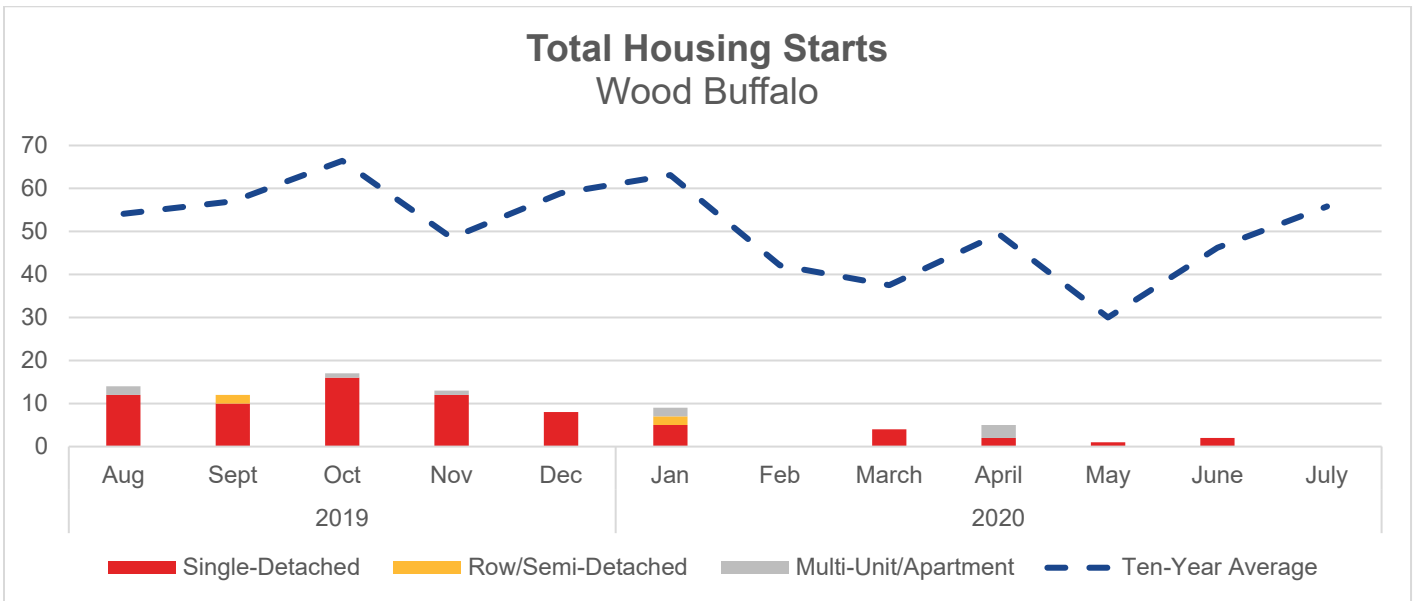


# WOOD BUFFALO HOUSING REPORT

August 2020

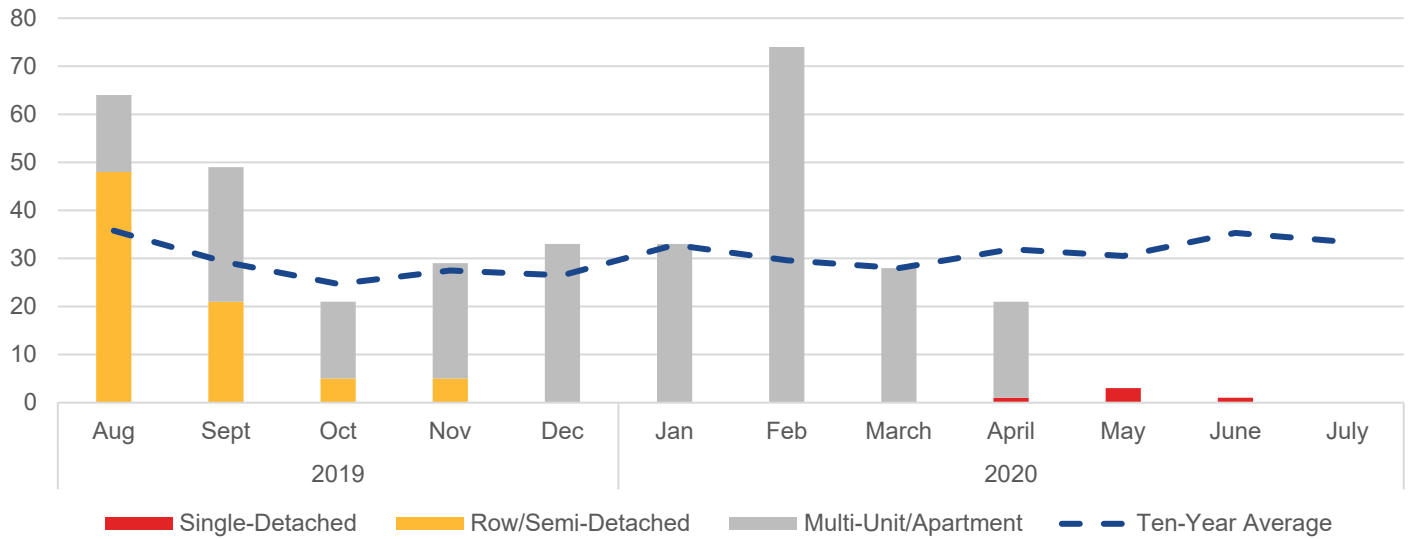


Housing Starts					
	July 2020 Actual	Month to Month (Units)	Year over Year (Units)	Year-to-Date (Units)	Ten-Year Average (Units)
<b>Total</b>	0	-2	-8	-61	-56
<b>Single Detached</b>	0	-2	-7	-35	-38
<b>Row/Semi-Detached</b>	0	0	0	-22	-13
<b>Multi-Unit/Apartment</b>	0	0	-1	-4	-5



Housing Inventory					
	July 2020 Actual	Month to Month (Units)	Year over Year (Units)	Year-to-Date (Units)	Ten-Year Average (Units)
<b>Total</b>	0	-1	-66	-169	-33
<b>Single Detached</b>	0	-1	-1	4	-13
<b>Row/Semi-Detached</b>	0	0	-48	-155	-10
<b>Multi-Unit/Apartment</b>	0	0	-17	-18	-10

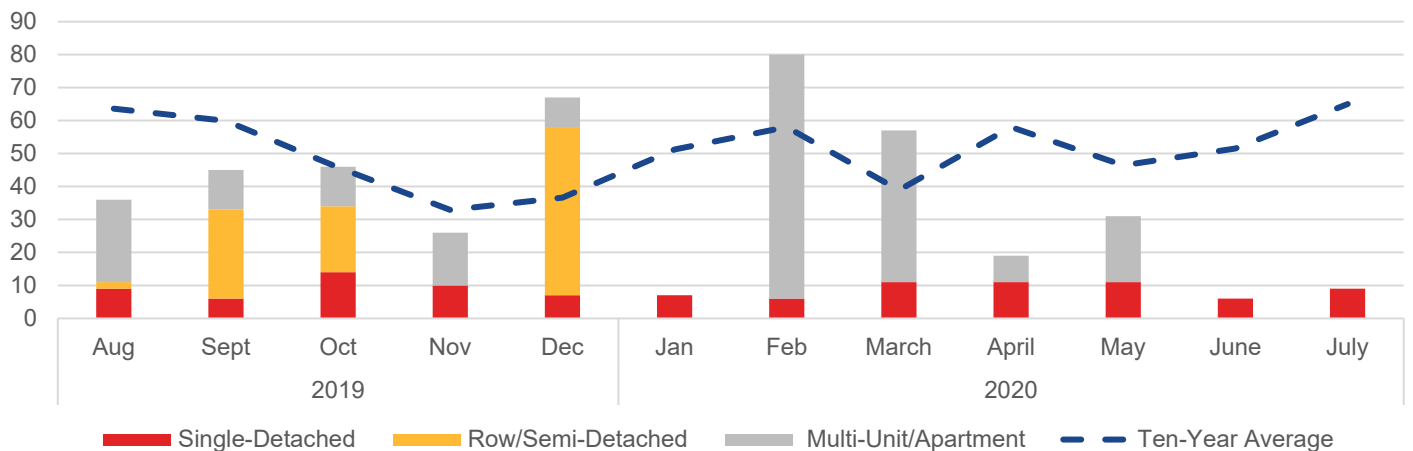
## Total Housing Inventory Wood Buffalo



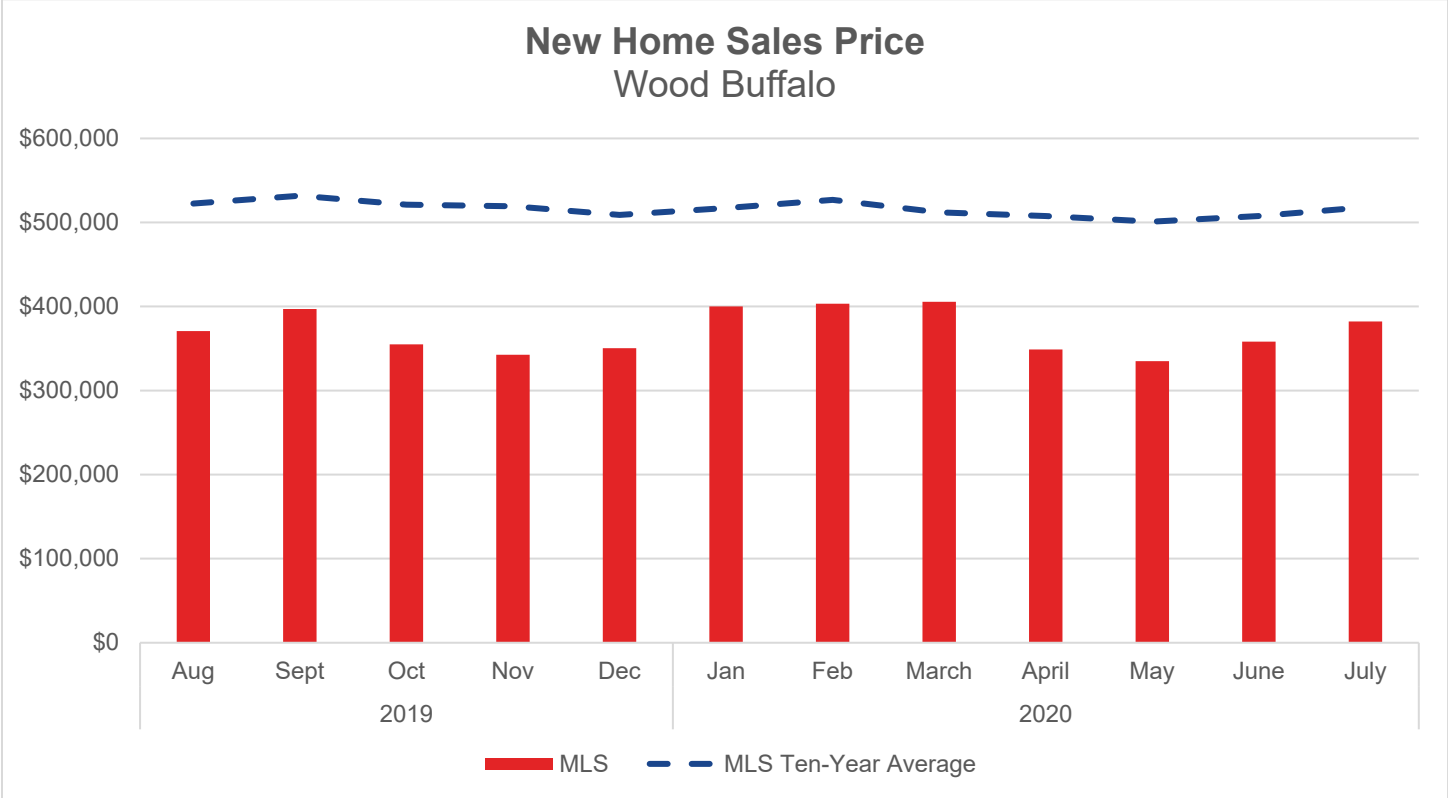
## New Home Sales

	July 2020 Actual	Month to Month (Units)	Year over Year (Units)	Year-to-Date (Units)	Ten-Year Average (Units)
<b>Total New Homes</b>	9	3	5	-118	-56
<b>Single Detached</b>	9	3	5	-32	-20
<b>Row/Semi-Detached</b>	0	0	0	-155	-10
<b>Multi-Unit/Apartment</b>	0	0	0	69	-26
<b>MLS System</b>	115	-4	5	-178	-24

## New Home Sales Wood Buffalo



Home Sales Price					
	July 2020 Actual	Month to Month (%)	Year over Year (%)	Year-to-Date (%)	Ten-Year Average (%)
<b>MLS System</b>	\$382,209	6.7%	2.4%	1.3%	-26.2%



**Sources**

Information on housing starts, housing inventory, new home sales, and new home prices come from [CMHC's Housing Market Information Portal](#). Information on MLS residential housing prices and sales are from [Alberta Real Estate Association's \(AREA\) online statistics](#). BILD Alberta prepares housing market update reports monthly for the province of Alberta.