

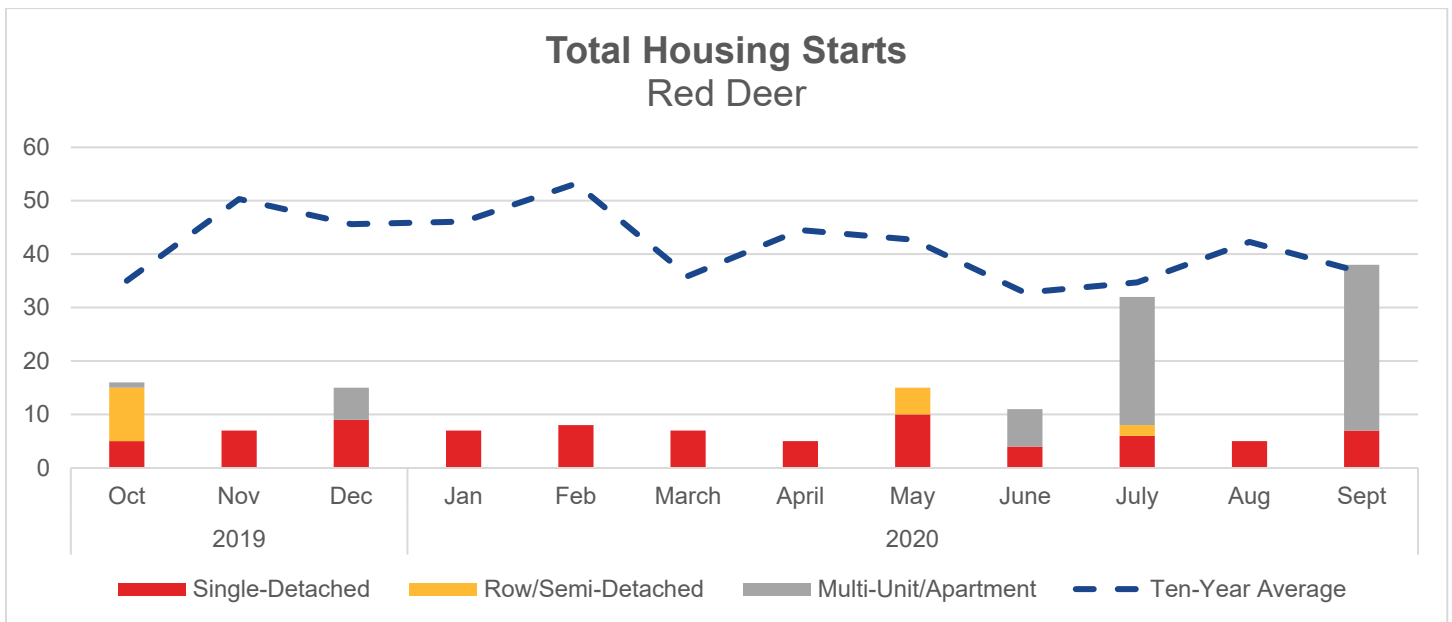


CENTRAL ALBERTA HOUSING REPORT

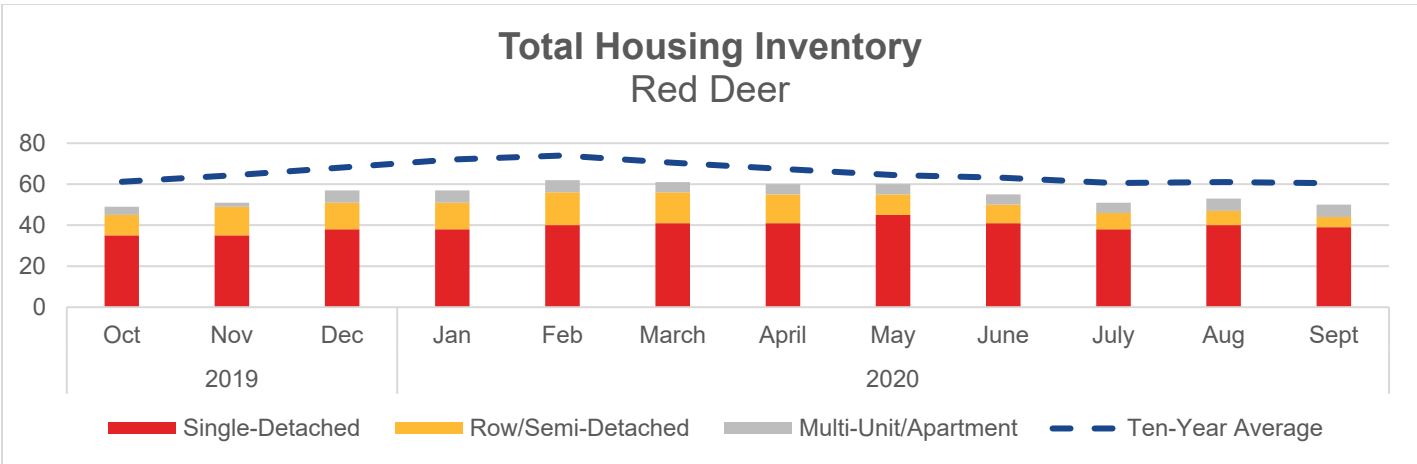
October 2020



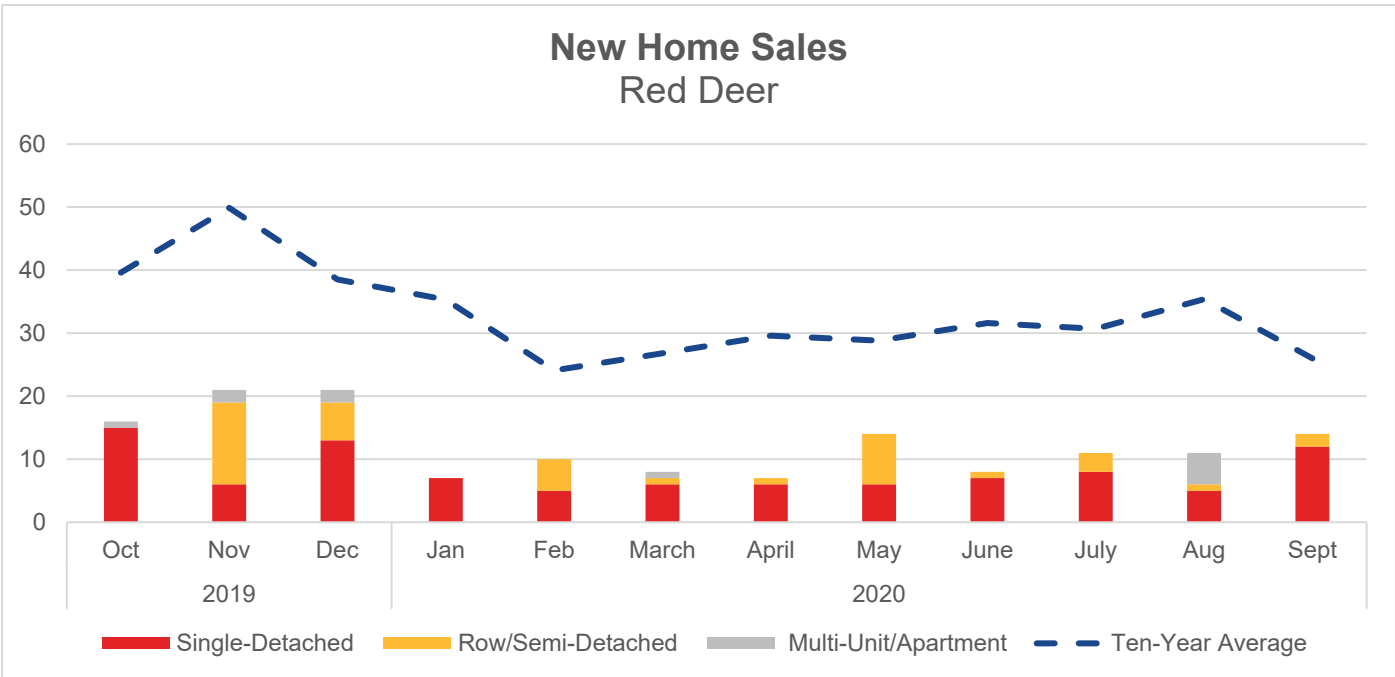
Housing Starts					
	Sept 2020 Actual	Month to Month (Units)	Year over Year (Units)	Year-to-Date (Units)	Ten-Year Average (Units)
Total	38	33	28	-78	1
Single Detached	7	2	-2	-18	-11
Row/Semi-Detached	0	0	0	-23	-8
Multi-Unit/Apartment	31	31	30	-37	20



Housing Inventory					
	Sept 2020 Actual	Month to Month (Units)	Year over Year (Units)	Year-to-Date (Units)	Ten-Year Average (Units)
Total	50	-3	-8	-30	-10
Single Detached	39	-1	-4	-47	-2
Row/Semi-Detached	5	-2	-5	-2	-5
Multi-Unit/Apartment	6	0	1	19	-3

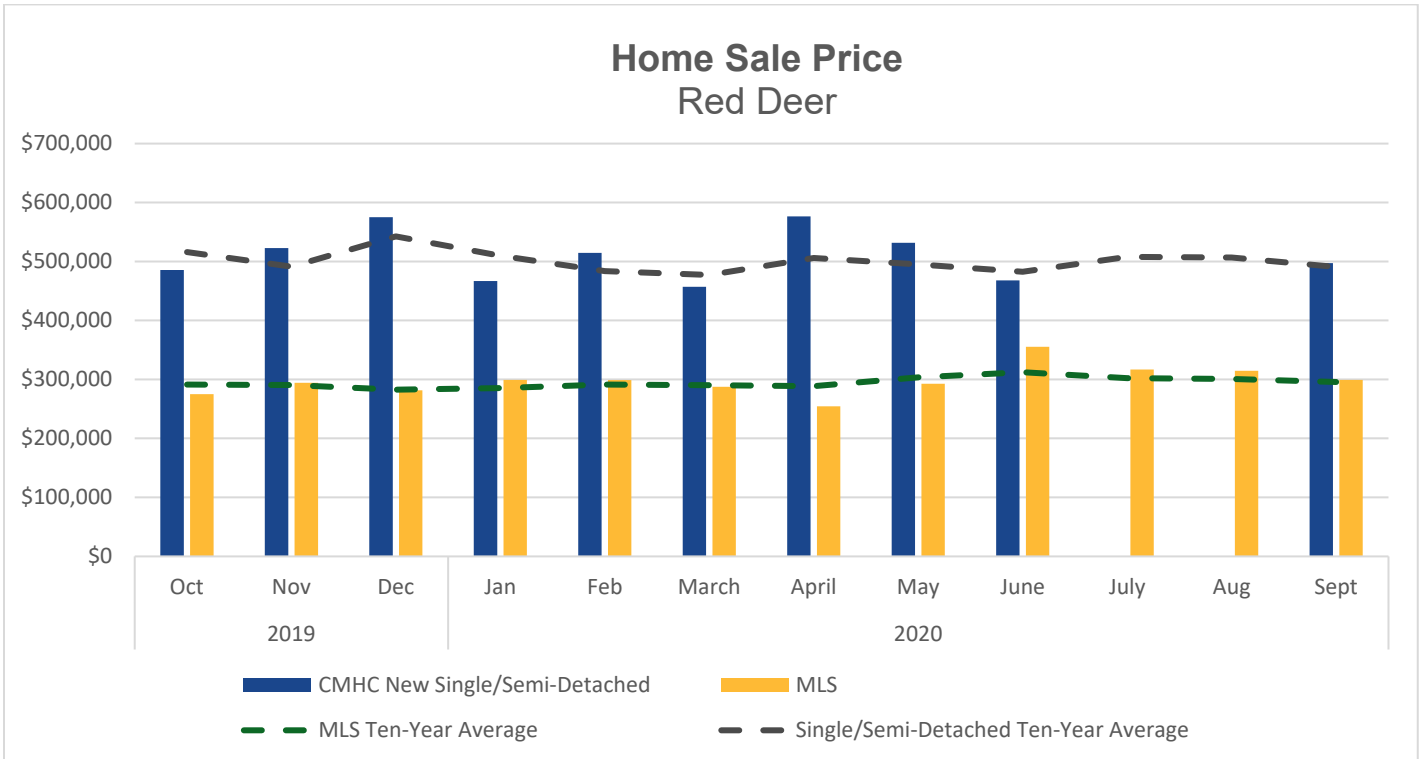


New Home Sales					
	Sept 2020 Actual	Month to Month (Units)	Year over Year (Units)	Year-to-Date (Units)	Ten-Year Average (Units)
Total New Homes	14	3	1	-39	-12
Single Detached	12	7	2	-35	-7
Row/Semi-Detached	2	1	0	-1	-4
Multi-Unit/Apartment	0	-5	-1	-3	-1
MLS System	139	6	-191	-1399	-217



New Home Sales Price

	Sept 2020 Actual	Month to Month (%)	Year over Year (%)	Year-to-Date (%)	Ten-Year Average (%)
Single/Semi-Detached	\$497,208	n/a	6.0%	0.2%	1.3%
MLS System	\$299,184	-4.9%	0.4%	3.1%	1.2%



Note: CMHC sales price information was not available at the time the report was produced.

Sources

Information on housing starts, housing inventory, new home sales, and new home prices come from [CMHC's Housing Market Information Portal](#). Information on MLS residential housing prices and sales are from [Alberta Real Estate Association's \(AREA\) online statistics](#).

BILD Alberta prepares housing market update reports monthly for the province of Alberta.