

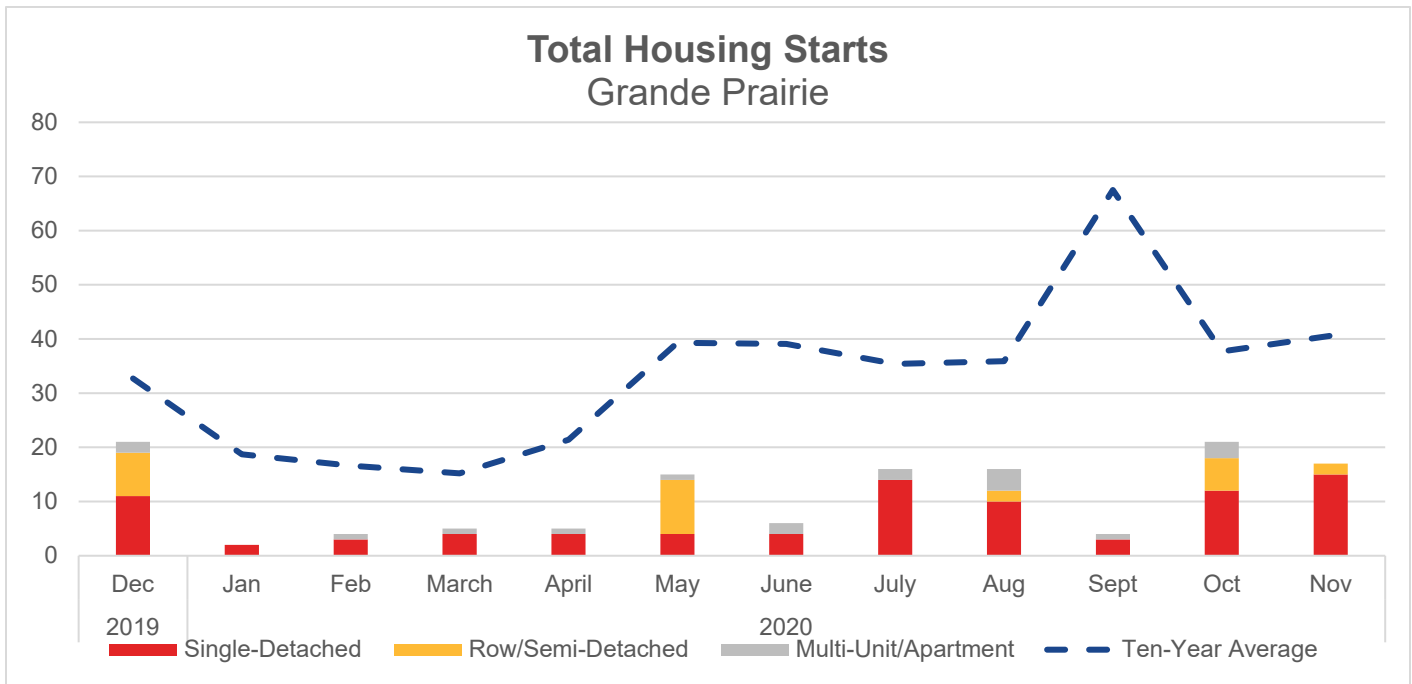


GRANDE PRAIRIE HOUSING REPORT

December 2020

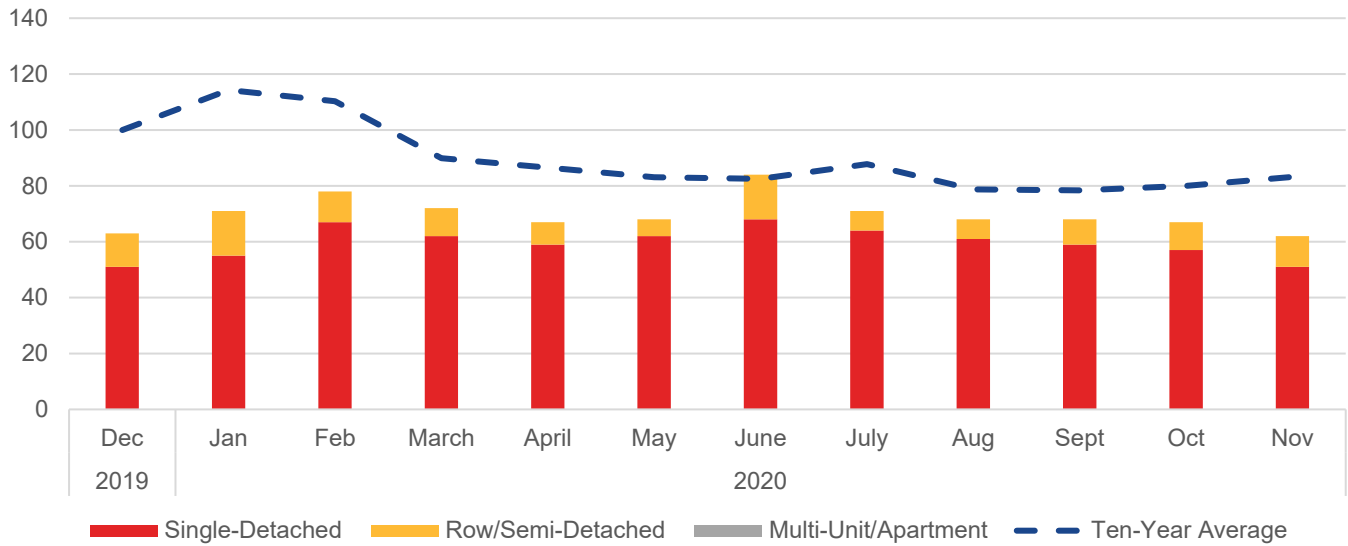


Housing Starts					
	Nov 2020 Actual	Month to Month (Units)	Year over Year (Units)	Year-to-Date (Units)	Ten-Year Average (Units)
Total	17	-4	-7	-99	-24
Single Detached	15	3	-8	-49	-12
Row/Semi-Detached	2	-4	2	-19	0
Multi-Unit/Apartment	0	-3	-1	-31	-12



Housing Inventory					
	Nov 2020 Actual	Month to Month (Units)	Year over Year (Units)	Year-to-Date (Units)	Ten-Year Average (Units)
Total	62	-5	12	145	-21
Single Detached	51	-6	12	159	-14
Row/Semi-Detached	11	1	0	-14	1
Multi-Unit/Apartment	0	0	0	0	-8

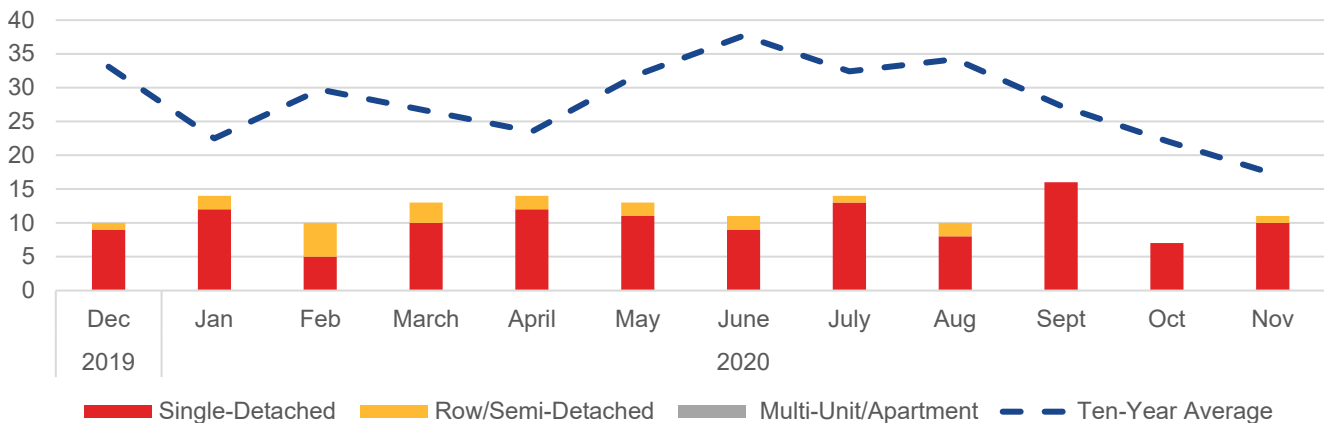
Total Housing Inventory Grande Prairie



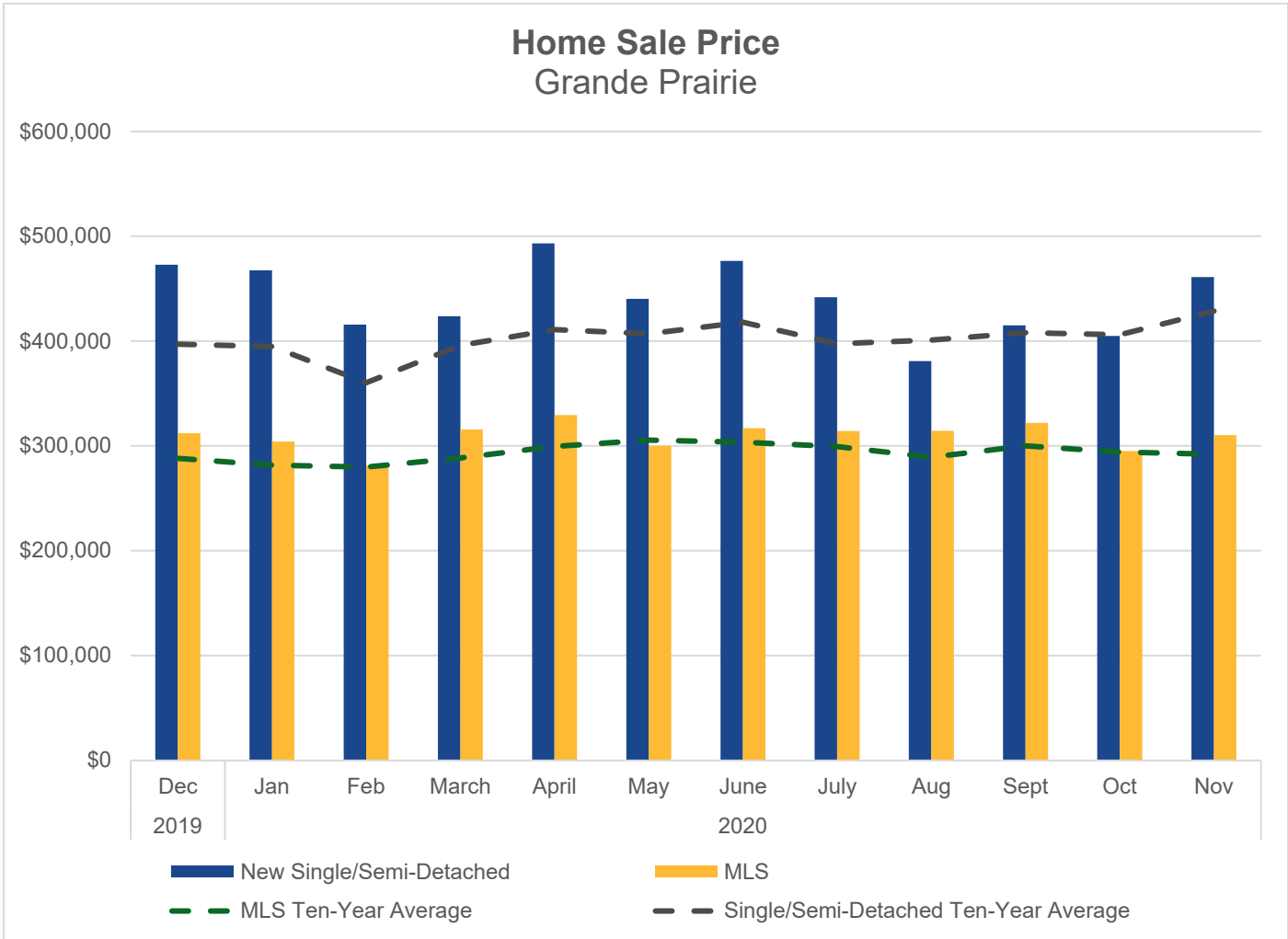
New Home Sales

	Nov 2020 Actual	Month to Month (Units)	Year over Year (Units)	Year-to-Date (Units)	Ten-Year Average (Units)
Total New Homes	11	4	4	-8	-6
Single Detached	10	3	5	3	-4
Row/Semi-Detached	1	1	-1	-11	-2
Multi-Unit/Apartment	0	0	0	0	0
MLS System	74	-133	-73	-906	-87

New Home Sales Grande Prairie



New Home Sales Price					
	Nov 2020 Actual	Month to Month (%)	Year over Year (%)	Year-to-Date (%)	Ten-Year Average (%)
Single/Semi-Detached	\$461,013	13.9%	-2.5%	2.7%	7.5%
MLS System	\$310,285	5.1%	-3.2%	1.8%	6.3%



Sources

Information on housing starts, housing inventory, new home sales, and new home prices come from [CMHC's Housing Market Information Portal](#). Information on MLS residential housing prices and sales are from [Alberta Real Estate Association's \(AREA\) online statistics](#).

BILD Alberta prepares housing market update reports monthly for the province of Alberta.