

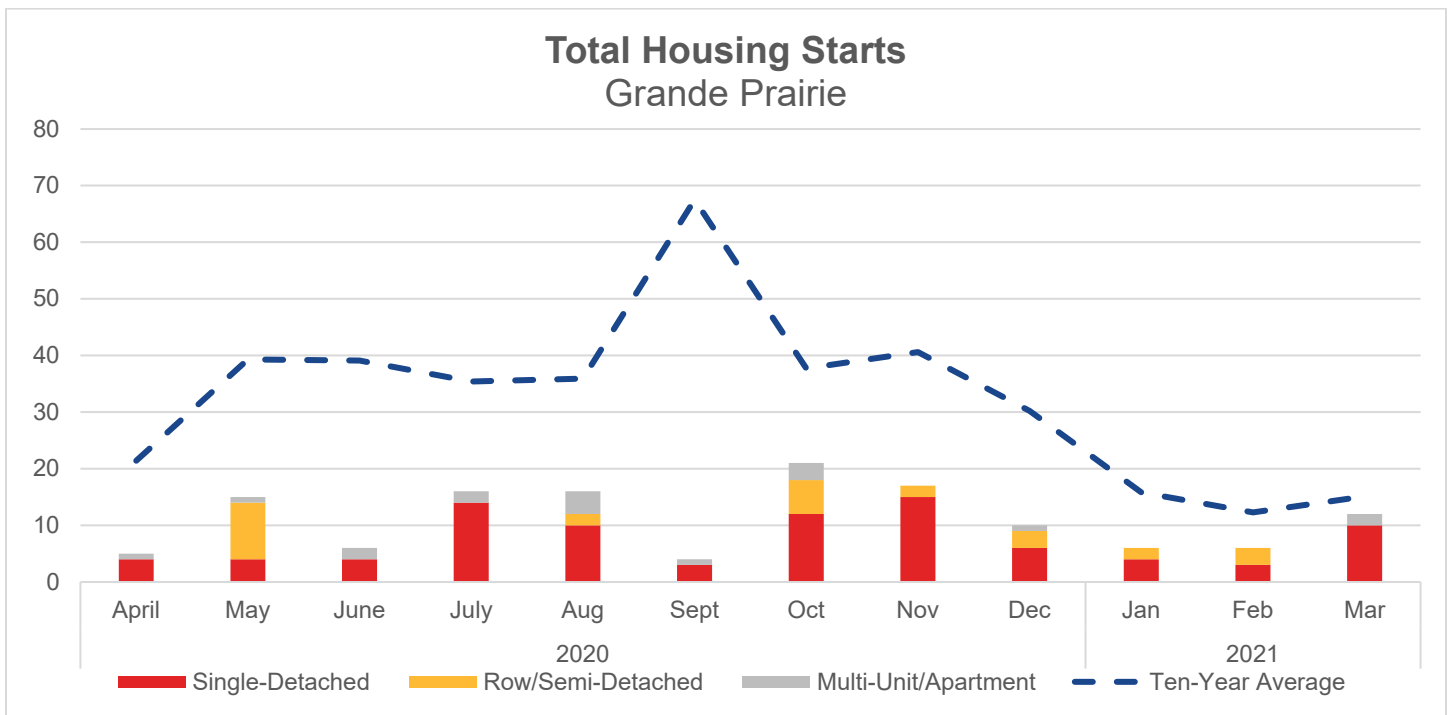


GRANDE PRAIRIE HOUSING REPORT

For March 2021

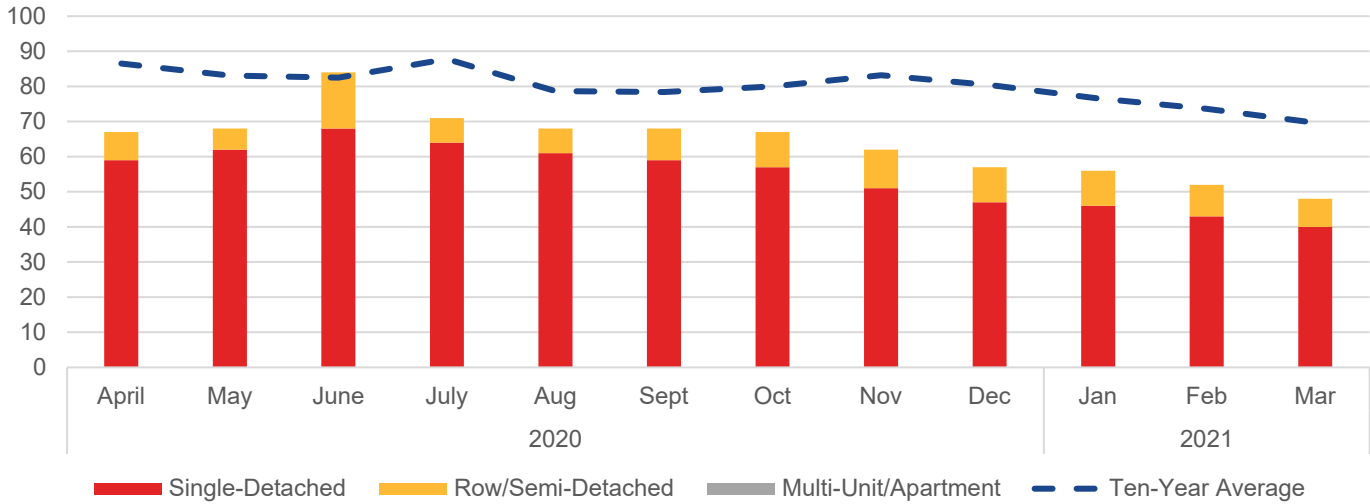


Housing Starts					
	Mar 2021 Actual	Month to Month (Units)	Year over Year (Units)	Year-to-Date (Units)	Ten-Year Average (Units)
Total	12	6	7	13	-3
Single Detached	10	7	6	8	0
Row/Semi-Detached	0	-3	0	5	-4
Multi-Unit/Apartment	2	2	1	0	1



Housing Inventory					
	Mar 2021 Actual	Month to Month (Units)	Year over Year (Units)	Year-to-Date (Units)	Ten-Year Average (Units)
Total	48	-4	-24	-65	-22
Single Detached	40	-3	-22	-55	-16
Row/Semi-Detached	8	-1	-2	-10	1
Multi-Unit/Apartment	0	0	0	0	-7

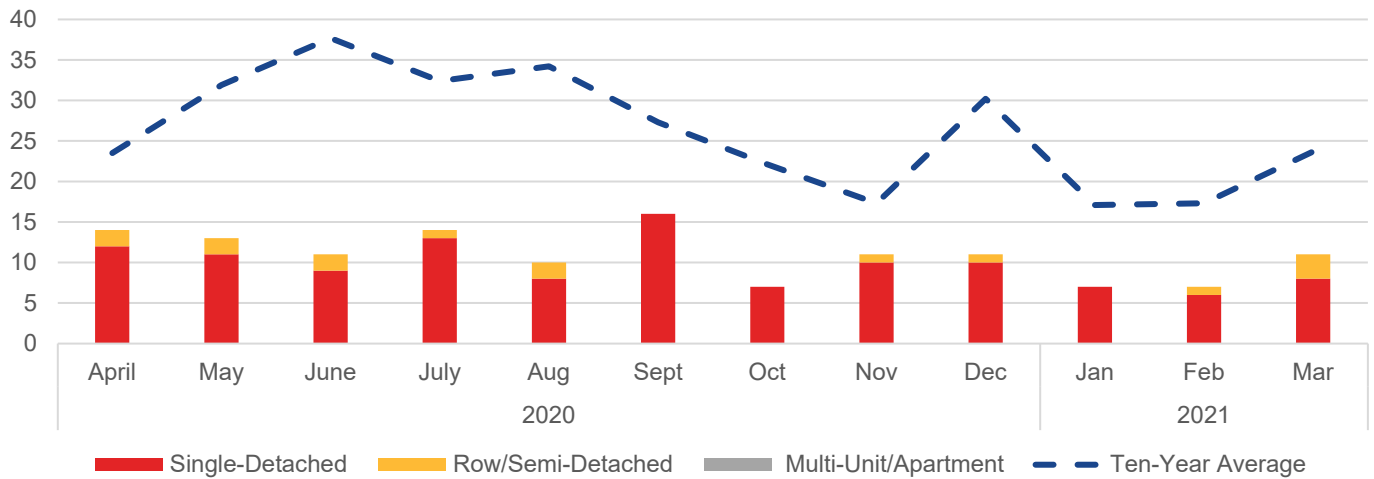
Total Housing Inventory Grande Prairie



New Home Sales

	Mar 2021 Actual	Month to Month (Units)	Year over Year (Units)	Year-to-Date (Units)	Ten-Year Average (Units)
Total New Homes	11	4	-2	-12	-14
Single Detached	8	2	-2	-6	-12
Row/Semi-Detached	3	2	0	-6	-1
Multi-Unit/Apartment	0	0	0	0	-1
MLS System	150	32	-20	-121	-60

New Home Sales Grande Prairie



New Home Sales Price					
	Mar 2021 Actual	Month to Month (%)	Year over Year (%)	Year-to-Date (%)	Ten-Year Average (%)
Single/Semi-Detached	n/a	n/a	n/a	n/a	n/a
MLS System	\$310,839	4.8%	-1.5%	0.0%	5.2%



Note: CMHC sales price information was not available for February 2021.

Sources

Information on housing starts, housing inventory, new home sales, and new home prices come from [CMHC's Housing Market Information Portal](#). Information on MLS residential housing prices and sales are from [Alberta Real Estate Association's \(AREA\) online statistics](#).

BILD Alberta prepares housing market update reports monthly for the province of Alberta.