


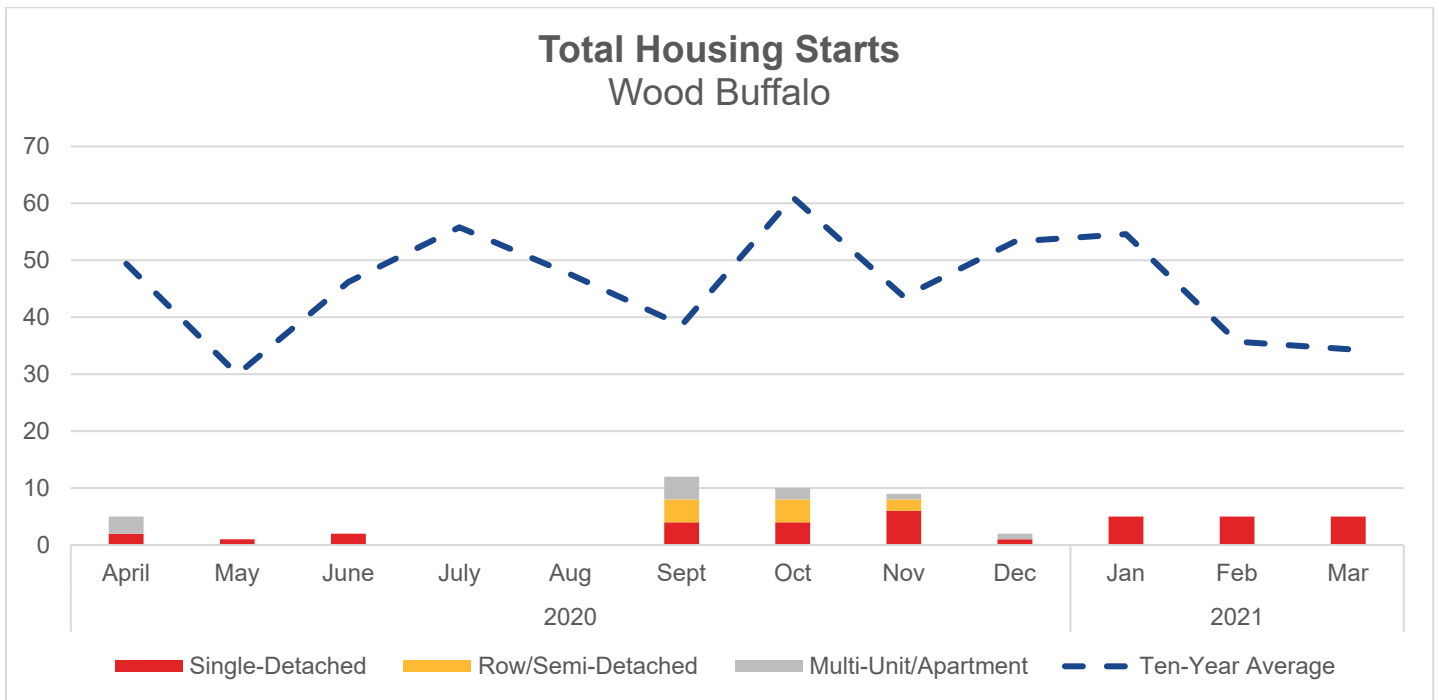


WOOD BUFFALO HOUSING REPORT

For March 2021

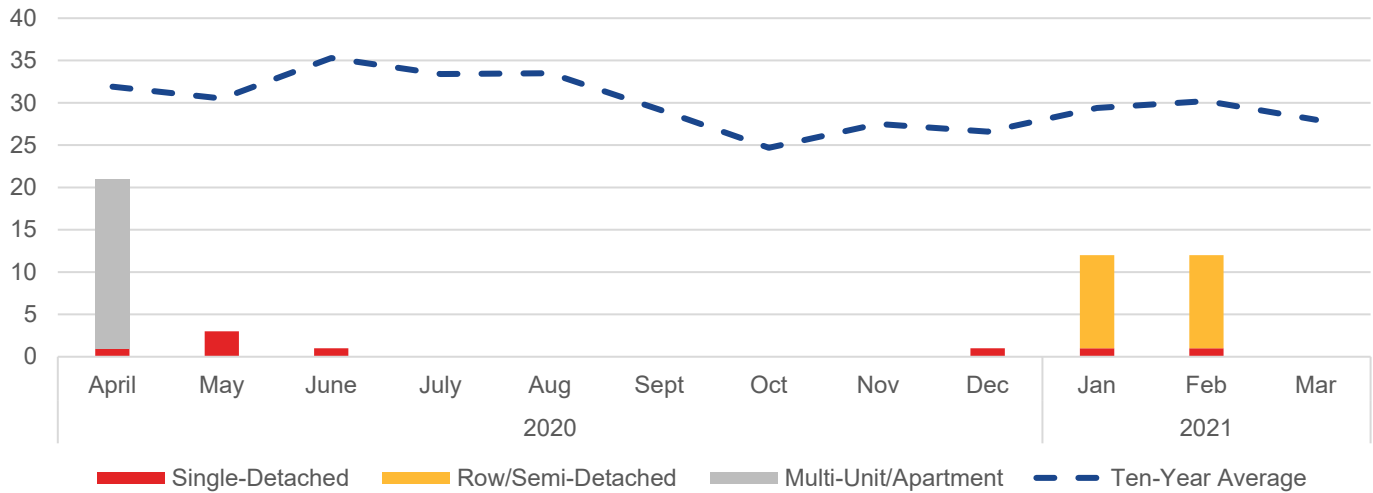


| Housing Starts | | | | | |
|-----------------------------|-----------------|------------------------|------------------------|----------------------|--------------------------|
| | Mar 2021 Actual | Month to Month (Units) | Year over Year (Units) | Year-to-Date (Units) | Ten-Year Average (Units) |
| Total | 5 | 0 | 1 | 2 | -29 |
| Single Detached | 5 | 0 | 1 | 6 | -6 |
| Row/Semi-Detached | 0 | 0 | 0 | -2 | -14 |
| Multi-Unit/Apartment | 0 | 0 | 0 | -2 | -9 |



| Housing Inventory | | | | | |
|-----------------------------|-----------------|------------------------|------------------------|----------------------|--------------------------|
| | Mar 2021 Actual | Month to Month (Units) | Year over Year (Units) | Year-to-Date (Units) | Ten-Year Average (Units) |
| Total | 0 | -12 | -28 | -111 | -28 |
| Single Detached | 0 | -1 | 0 | 2 | -10 |
| Row/Semi-Detached | 0 | -11 | 0 | 22 | -4 |
| Multi-Unit/Apartment | 0 | 0 | -28 | -135 | -14 |

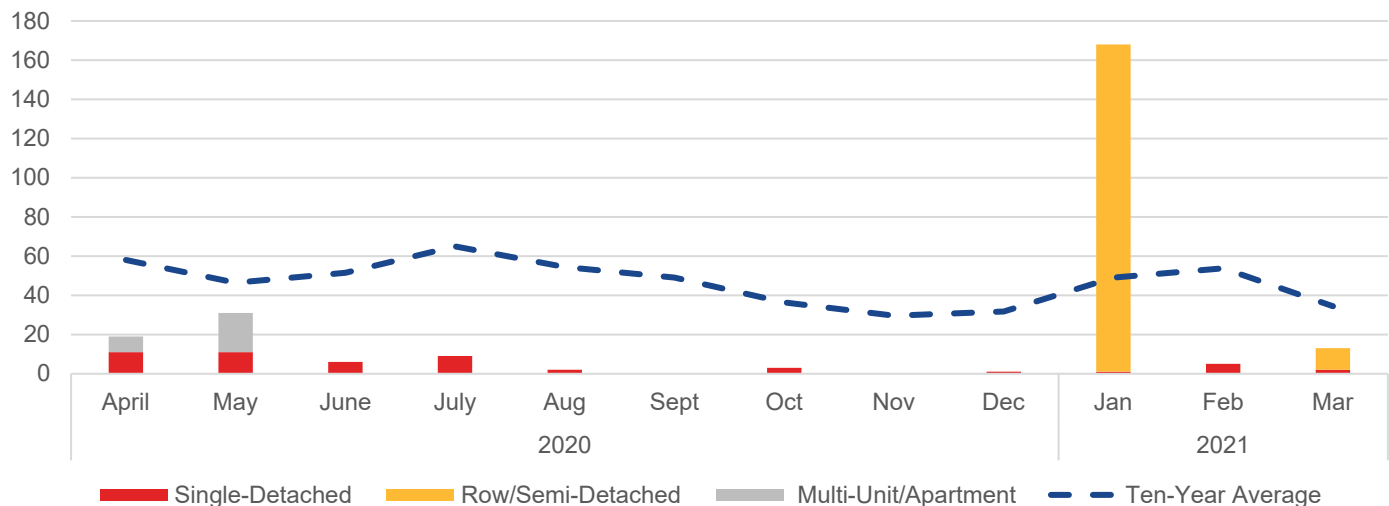
Total Housing Inventory Wood Buffalo



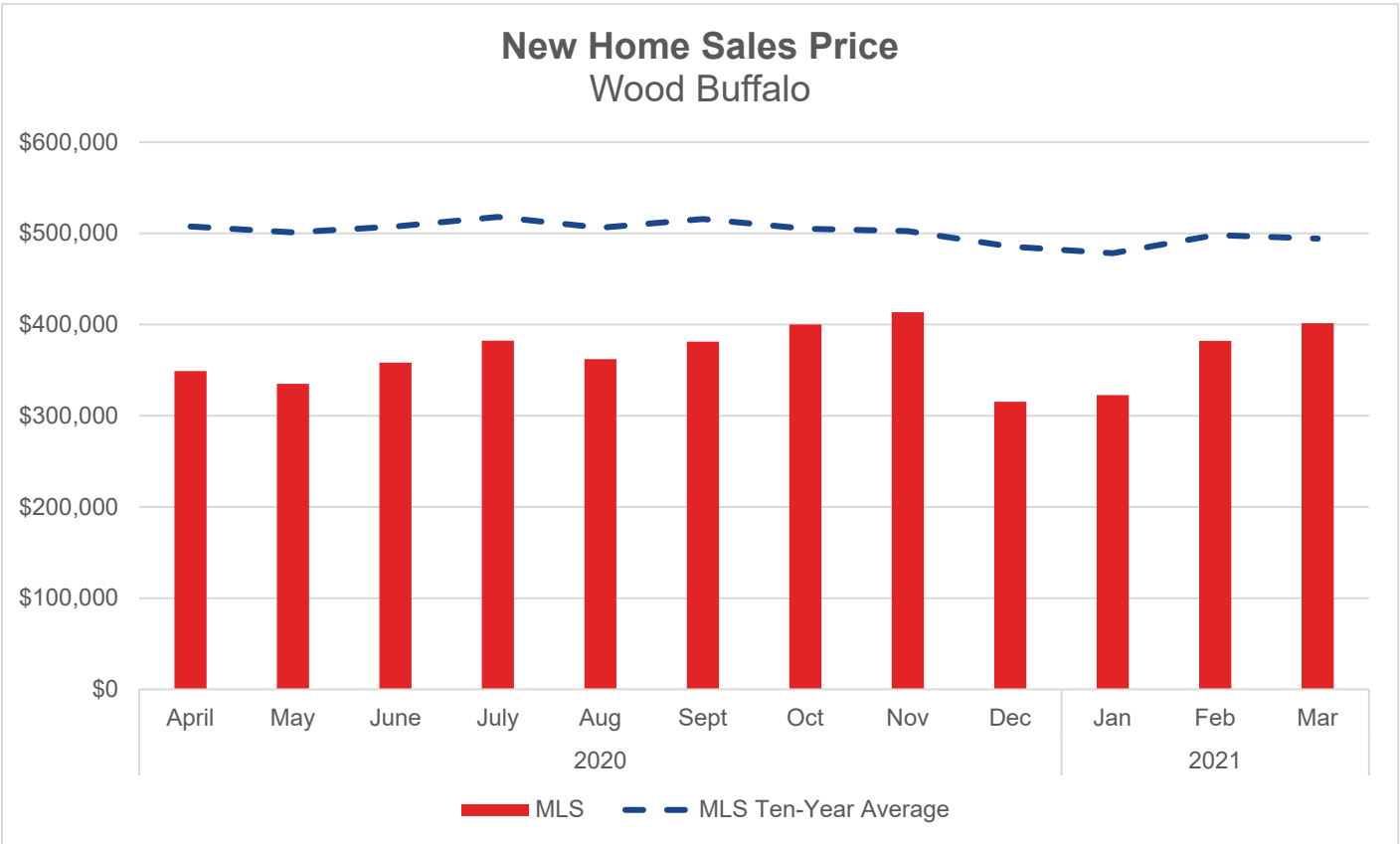
New Home Sales

| | Mar 2021 Actual | Month to Month (Units) | Year over Year (Units) | Year-to-Date (Units) | Ten-Year Average (Units) |
|-----------------------------|-----------------|------------------------|------------------------|----------------------|--------------------------|
| Total New Homes | 13 | 8 | -44 | 42 | -21 |
| Single Detached | 2 | -3 | -9 | -16 | -17 |
| Row/Semi-Detached | 11 | 11 | 11 | 178 | 4 |
| Multi-Unit/Apartment | 0 | 0 | -46 | -120 | -8 |
| MLS System | 120 | 41 | 49 | 43 | 9 |

New Home Sales Wood Buffalo



| Home Sales Price | | | | | |
|------------------|-----------------|--------------------|--------------------|------------------|----------------------|
| | Mar 2021 Actual | Month to Month (%) | Year over Year (%) | Year-to-Date (%) | Ten-Year Average (%) |
| MLS System | \$382,039 | 5.1% | -1.0% | -8.5% | -18.8% |



Sources

Information on housing starts, housing inventory, new home sales, and new home prices come from [CMHC's Housing Market Information Portal](#). Information on MLS residential housing prices and sales are from [Alberta Real Estate Association's \(AREA\) online statistics](#).