

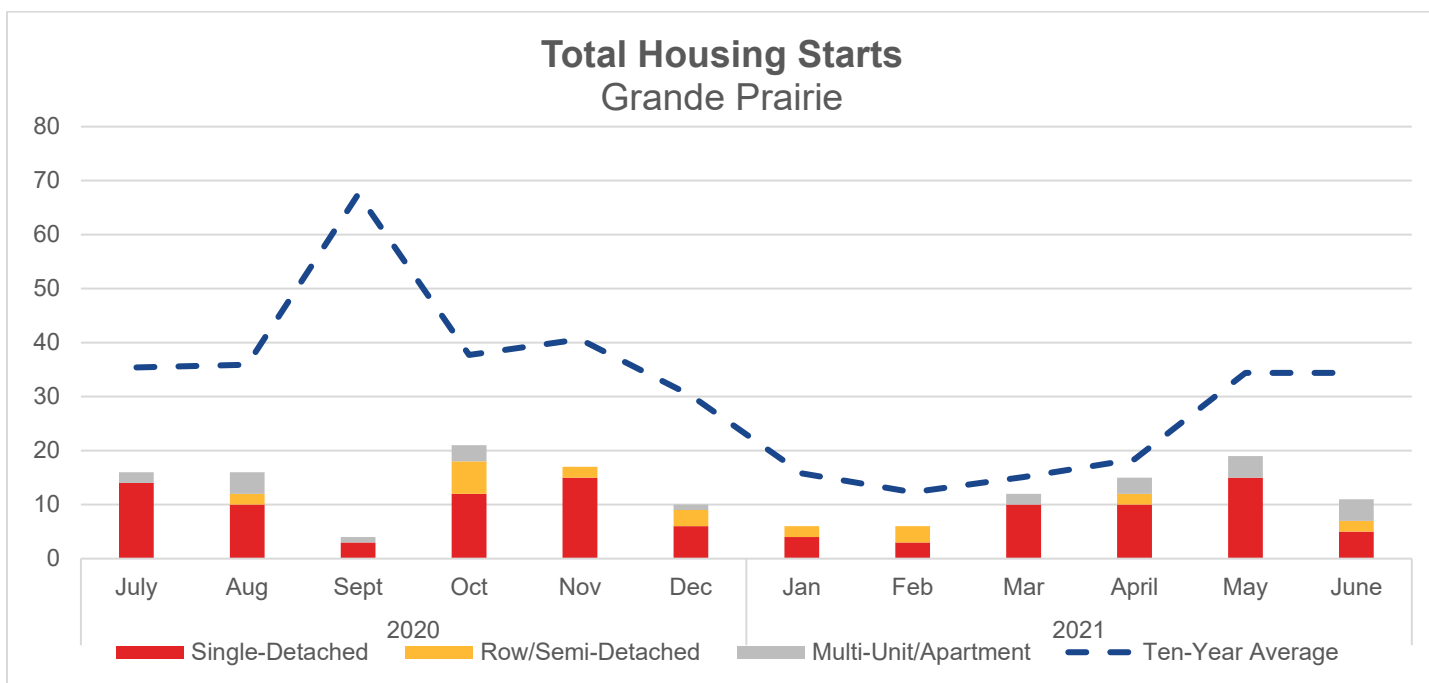


# GRANDE PRAIRIE HOUSING REPORT

For June 2021

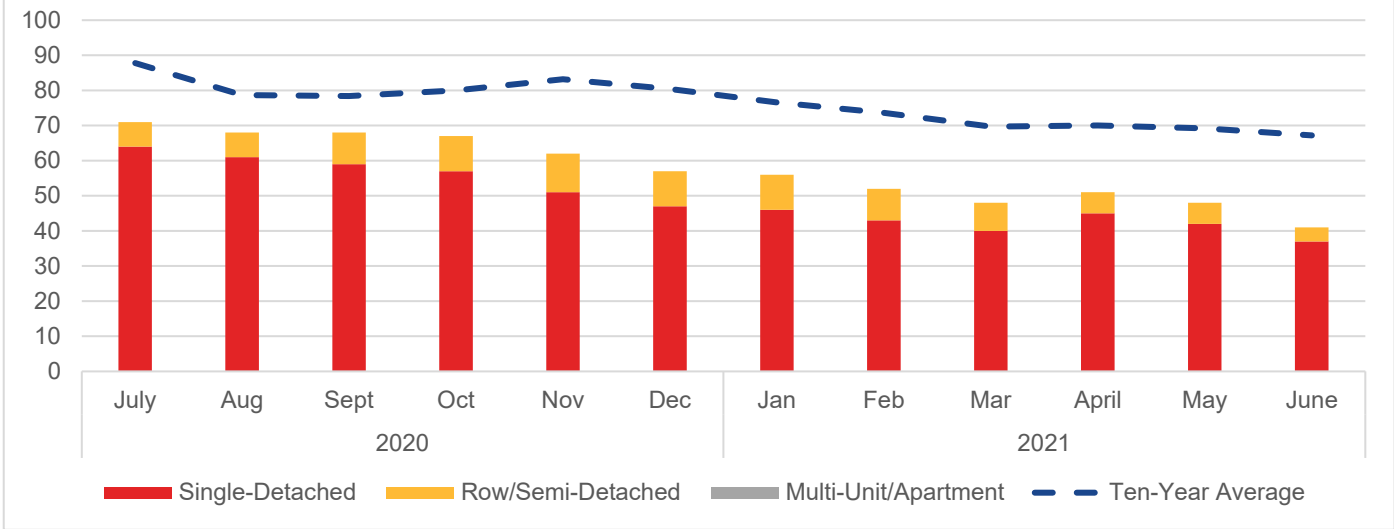


Housing Starts					
	June 2021 Actual	Month to Month (Units)	Year over Year (Units)	Year-to-Date (Units)	Ten-Year Average (Units)
<b>Total</b>	11	-8	5	32	-23
<b>Single Detached</b>	5	-10	1	26	-19
<b>Row/Semi-Detached</b>	2	2	2	-1	-7
<b>Multi-Unit/Apartment</b>	4	0	2	7	2



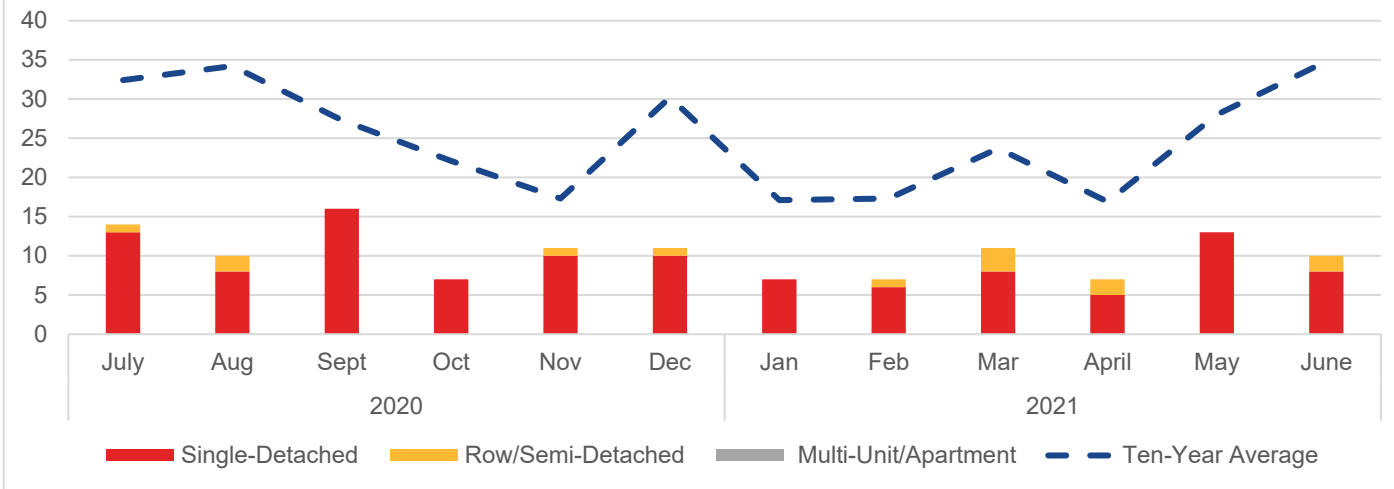
Housing Inventory					
	June 2021 Actual	Month to Month (Units)	Year over Year (Units)	Year-to-Date (Units)	Ten-Year Average (Units)
<b>Total</b>	41	-7	-43	-144	-26
<b>Single Detached</b>	37	-5	-31	-120	-15
<b>Row/Semi-Detached</b>	4	-2	-12	-24	-4
<b>Multi-Unit/Apartment</b>	0	0	0	0	-7

## Total Housing Inventory Grande Prairie

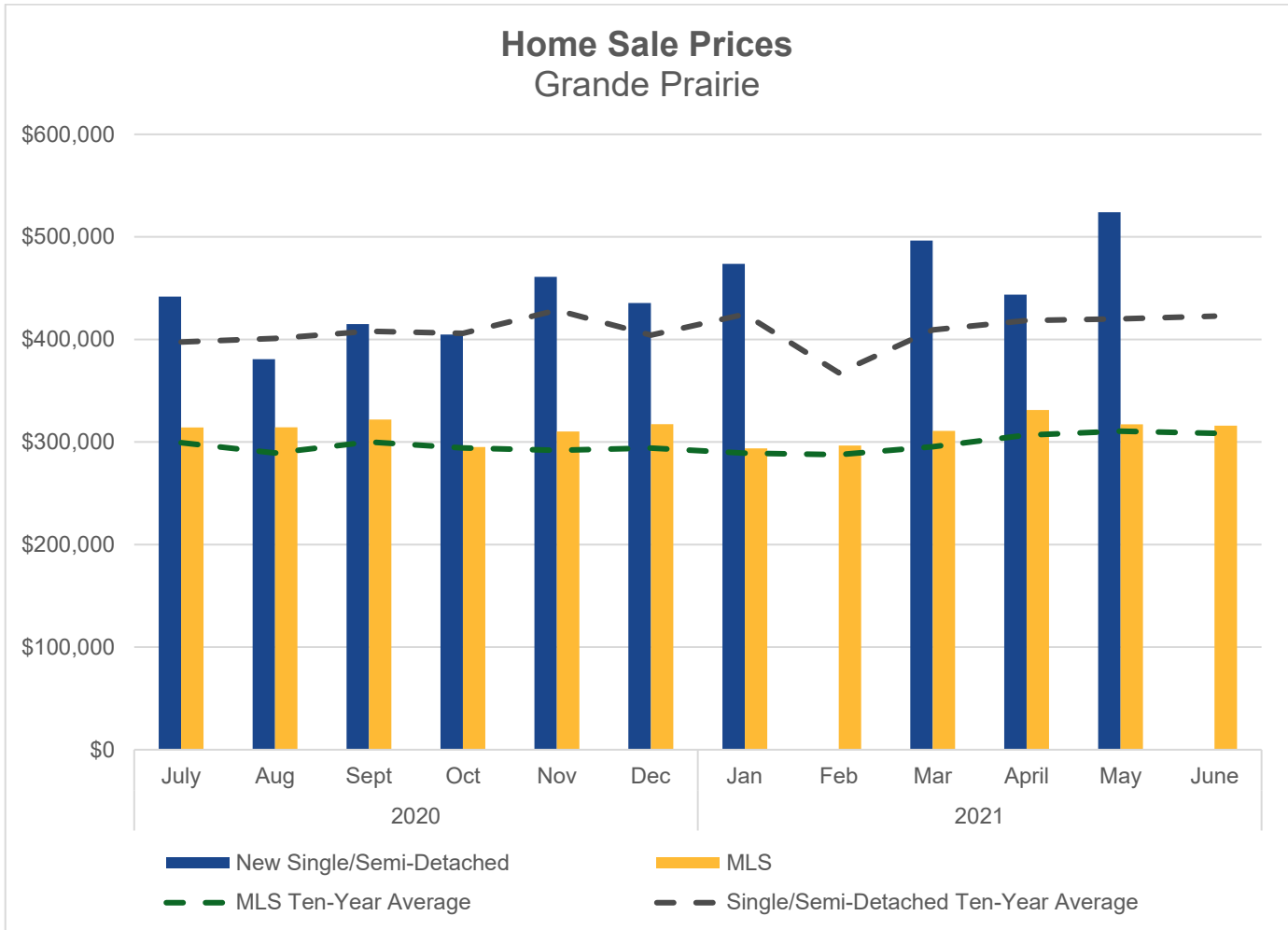


Home Sales					
	June 2021 Actual	Month to Month (Units)	Year over Year (Units)	Year-to-Date (Units)	Ten-Year Average (Units)
<b>Total New Homes</b>	10	-3	-1	-20	-25
<b>Single Detached</b>	8	-5	-1	-12	-19
<b>Row/Semi-Detached</b>	2	2	0	-8	-4
<b>Multi-Unit/Apartment</b>	0	0	0	0	-2
<b>MLS System</b>	169	31	36	29	-72

## Home Sales Grande Prairie



Home Sale Prices					
	June 2021 Actual	Month to Month (%)	Year over Year (%)	Year-to-Date (%)	Ten-Year Average (%)
MLS System	\$316,004	-0.4%	-0.3%	1.0%	2.4%



Note: CMHC sales price information was not available for February and June 2021.

### Sources

Information on housing starts, housing inventory, new home sales, and new home prices come from [CMHC's Housing Market Information Portal](#). Information on MLS residential housing prices and sales are from [Alberta Real Estate Association's \(AREA\) online statistics](#).

BILD Alberta prepares housing market update reports monthly for the province of Alberta.