

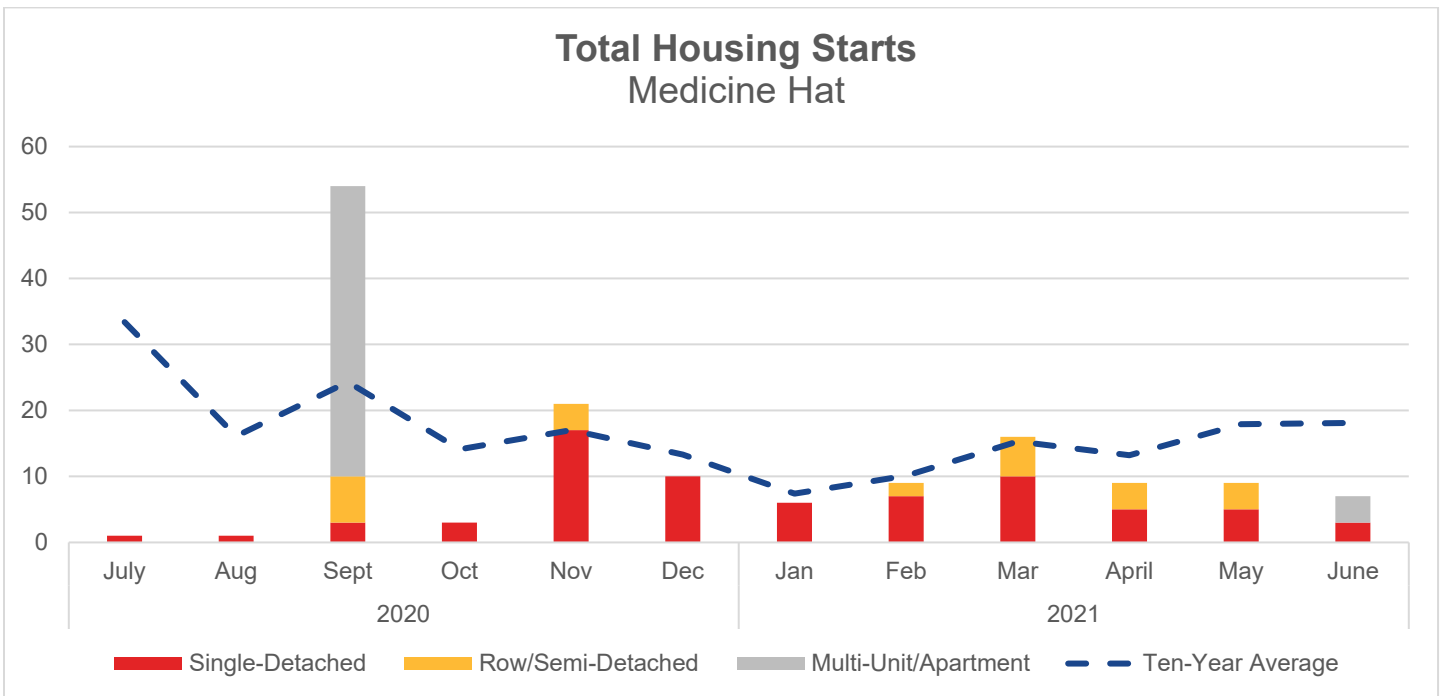


# MEDICINE HAT HOUSING REPORT

For June 2021

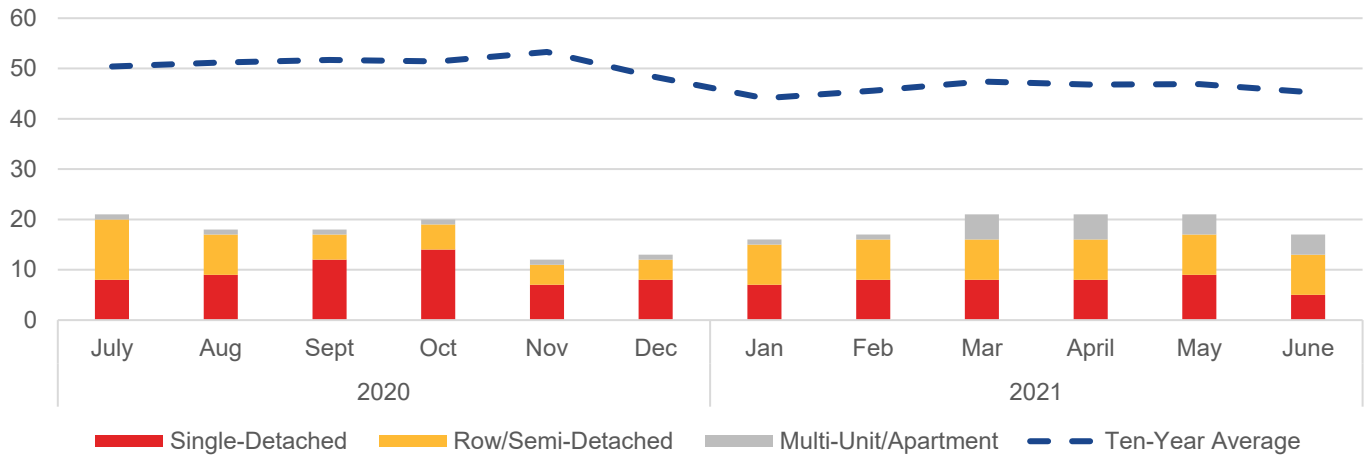


Housing Starts					
	June 2021 Actual	Month to Month (Units)	Year over Year (Units)	Year-to-Date (Units)	Ten-Year Average (Units)
<b>Total</b>	7	-2	0	24	-11
<b>Single Detached</b>	3	-2	-4	16	-11
<b>Row/Semi-Detached</b>	0	-4	0	8	-2
<b>Multi-Unit/Apartment</b>	0	4	4	0	1



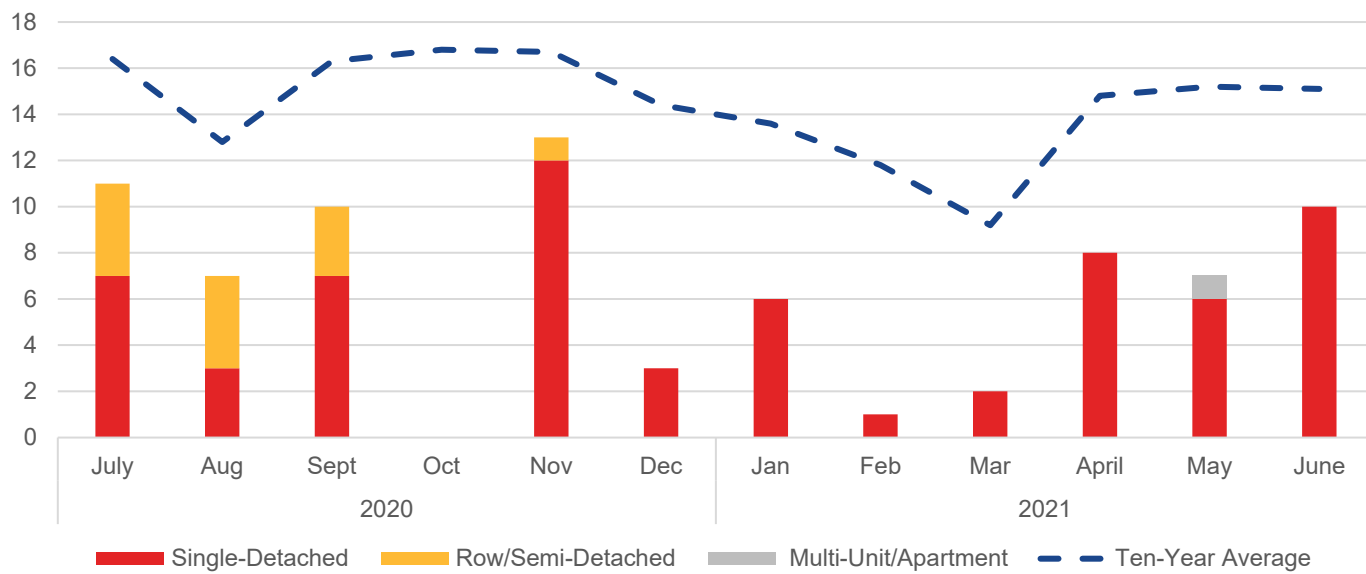
Housing Inventory					
	June 2021 Actual	Month to Month (Units)	Year over Year (Units)	Year-to-Date (Units)	Ten-Year Average (Units)
<b>Total</b>	17	-4	-14	-90	-28
<b>Single Detached</b>	5	-4	-9	-60	-24
<b>Row/Semi-Detached</b>	8	0	-8	-43	-1
<b>Multi-Unit/Apartment</b>	4	0	3	13	-3

## Total Housing Inventory Medicine Hat

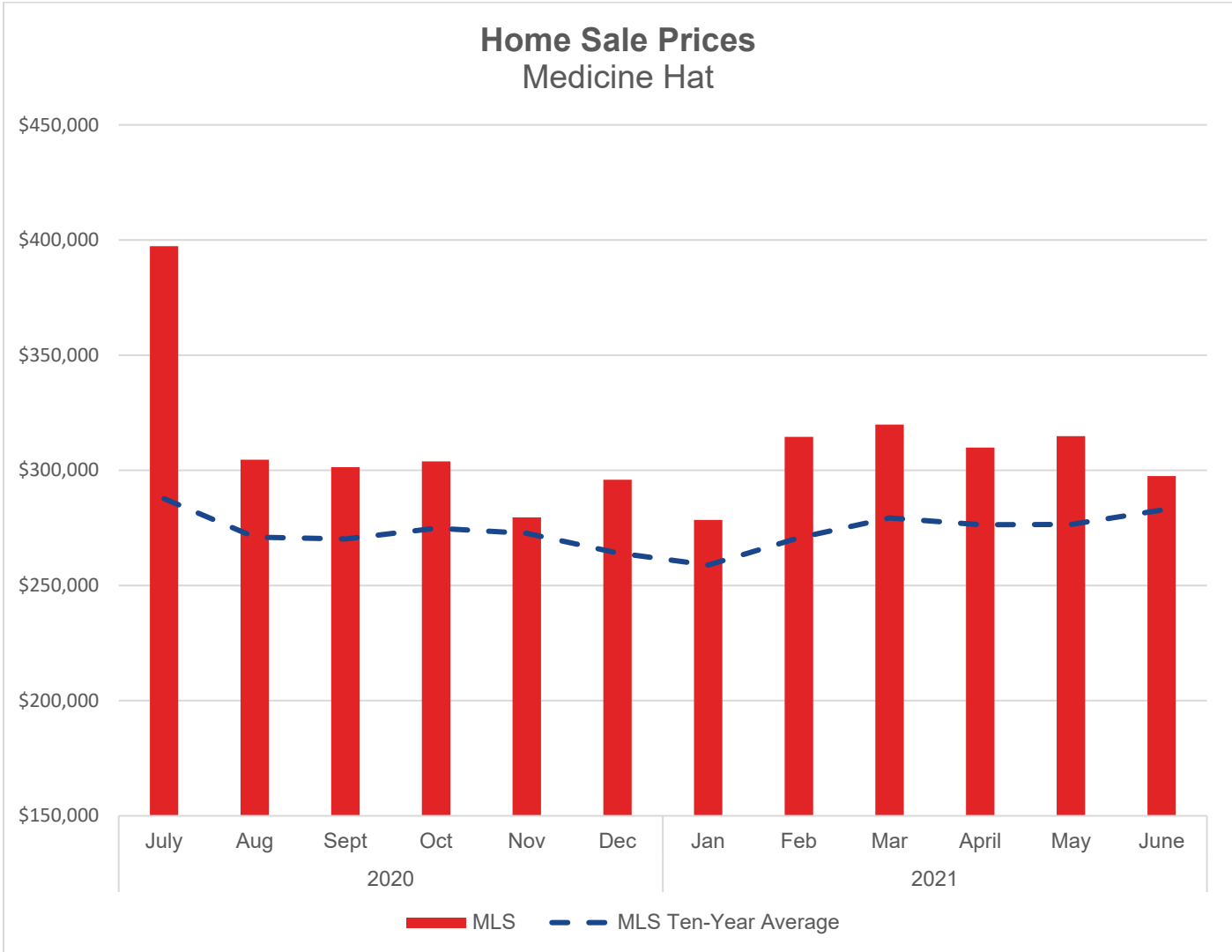


Home Sales					
	June 2021 Actual	Month to Month (Units)	Year over Year (Units)	Year-to-Date (Units)	Ten-Year Average (Units)
<b>Total New Homes</b>	10	3	3	-6	-5
<b>Single Detached</b>	10	4	4	11	-2
<b>Row/Semi-Detached</b>	0	0	-1	-13	-2
<b>Multi-Unit/Apartment</b>	0	-1	0	-4	-1
<b>MLS System</b>	156	-17	31	322	2

## Home Sales Medicine Hat



Home Sale Prices					
	June 2021 Actual	Month to Month (%)	Year over Year (%)	Year-to-Date (%)	Ten-Year Average (%)
<b>MLS System</b>	\$297,519	-5.5%	-1.9%	7.5%	5.2%



### Sources

Information on housing starts, housing inventory, new home sales, and new home prices come from [CMHC's Housing Market Information Portal](#). Information on MLS residential housing prices and sales are from [Alberta Real Estate Association's \(AREA\) online statistics](#).

BILD Alberta prepares housing market update reports monthly for the province of Alberta.