


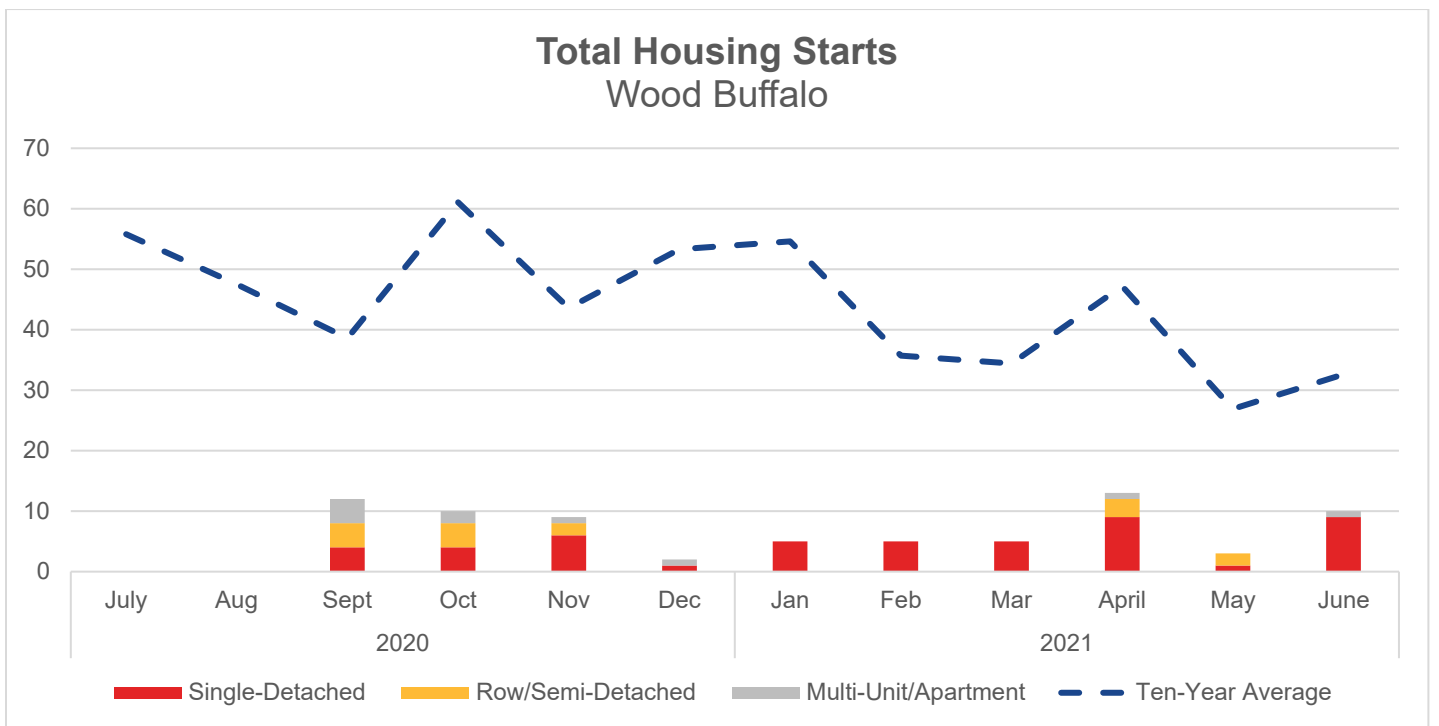


# WOOD BUFFALO HOUSING REPORT

For June 2021

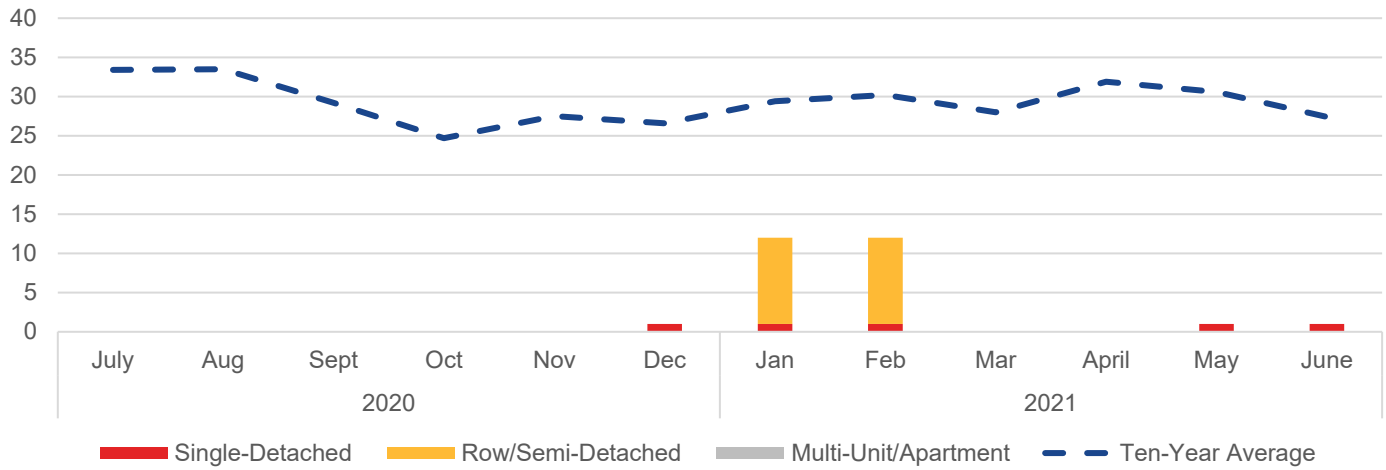


Housing Starts					
	June 2021 Actual	Month to Month (Units)	Year over Year (Units)	Year-to-Date (Units)	Ten-Year Average (Units)
<b>Total</b>	10	7	8	20	-23
<b>Single Detached</b>	9	8	7	20	-3
<b>Row/Semi-Detached</b>	0	-2	0	3	-12
<b>Multi-Unit/Apartment</b>	1	1	1	-3	-7



Housing Inventory					
	June 2021 Actual	Month to Month (Units)	Year over Year (Units)	Year-to-Date (Units)	Ten-Year Average (Units)
<b>Total</b>	1	0	0	-134	-26
<b>Single Detached</b>	1	0	0	-1	-11
<b>Row/Semi-Detached</b>	0	0	0	22	-11
<b>Multi-Unit/Apartment</b>	0	0	0	-155	-5

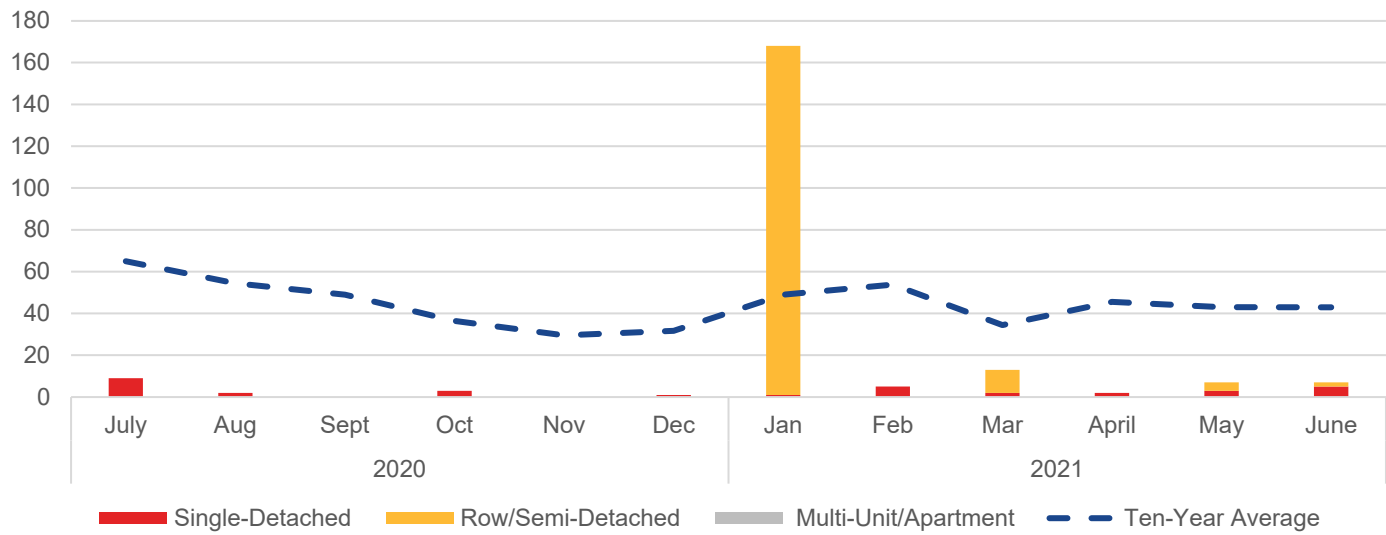
### Total Housing Inventory Wood Buffalo



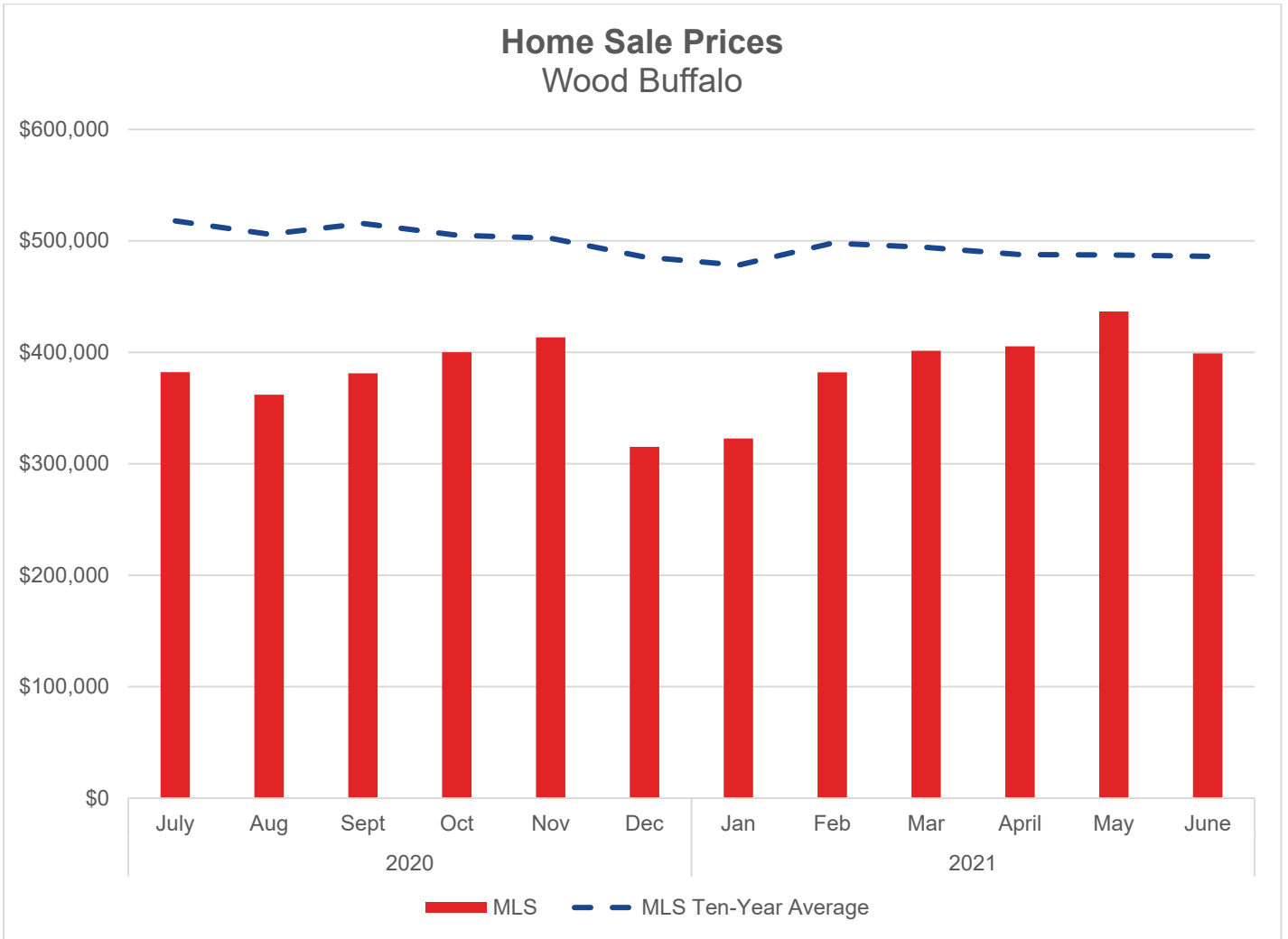
### Home Sales

	June 2021 Actual	Month to Month (Units)	Year over Year (Units)	Year-to-Date (Units)	Ten-Year Average (Units)
<b>Total New Homes</b>	7	0	1	2	-36
<b>Single Detached</b>	5	2	-1	-34	-26
<b>Row/Semi-Detached</b>	2	-2	2	184	-5
<b>Multi-Unit/Apartment</b>	0	0	0	-148	-5
<b>MLS System</b>	140	15	21	243	3

### New Home Sales Wood Buffalo



Home Sale Prices					
	June 2021 Actual	Month to Month (%)	Year over Year (%)	Year-to-Date (%)	Ten-Year Average (%)
MLS System	\$398,989	-8.6%	11.4%	4.3%	-17.9%



**Sources**

Information on housing starts, housing inventory, new home sales, and new home prices come from [CMHC's Housing Market Information Portal](#). Information on MLS residential housing prices and sales are from [Alberta Real Estate Association's \(AREA\) online statistics](#).