

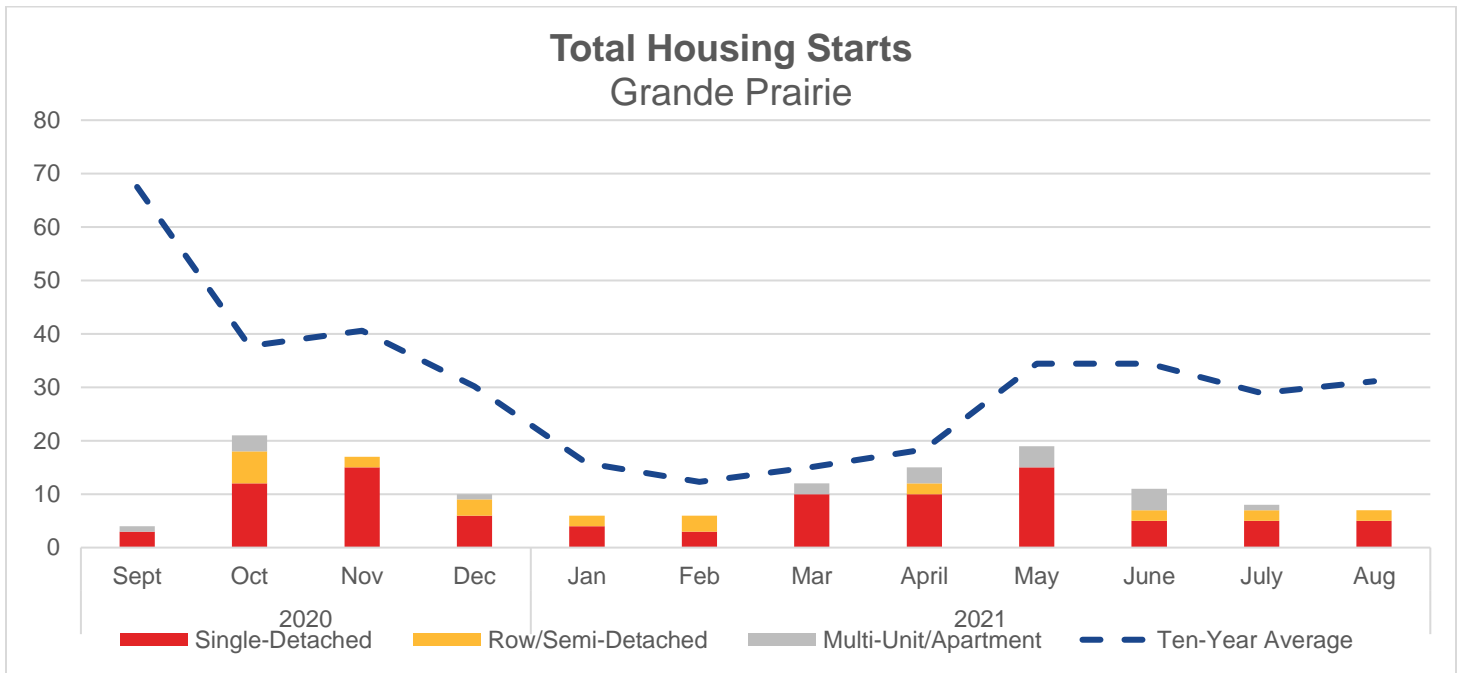


# GRANDE PRAIRIE HOUSING REPORT

For August 2021

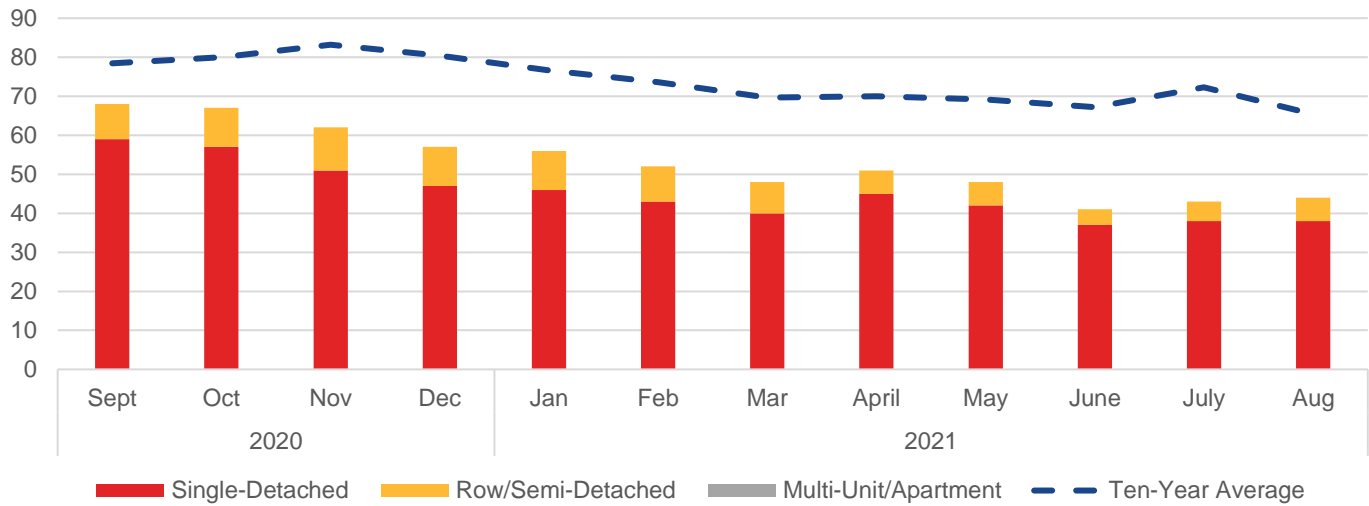


Housing Starts					
	Aug 2021 Actual	Month to Month (Units)	Year over Year (Units)	Year-to-Date (Units)	Ten-Year Average (Units)
<b>Total</b>	7	-1	-9	15	-24
<b>Single Detached</b>	5	0	-5	12	-17
<b>Row/Semi-Detached</b>	2	0	0	1	-1
<b>Multi-Unit/Apartment</b>	0	-1	-4	2	-6



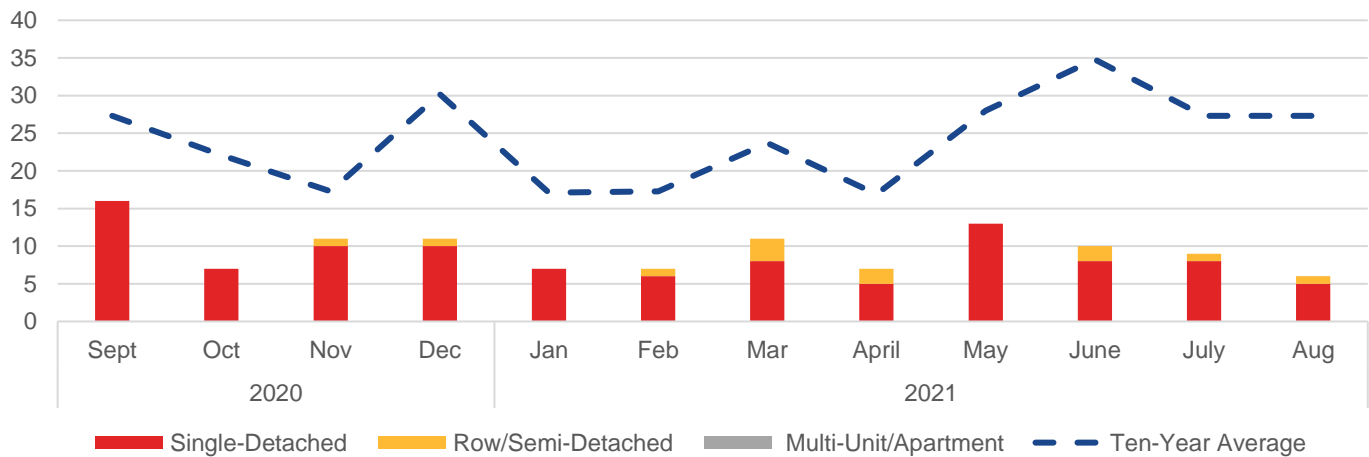
Housing Inventory					
	Aug 2021 Actual	Month to Month (Units)	Year over Year (Units)	Year-to-Date (Units)	Ten-Year Average (Units)
<b>Total</b>	44	1	-24	-196	-21
<b>Single Detached</b>	38	0	-23	-169	-17
<b>Row/Semi-Detached</b>	6	1	-1	-27	-4
<b>Multi-Unit/Apartment</b>	0	0	0	0	-1

## Total Housing Inventory Grande Prairie

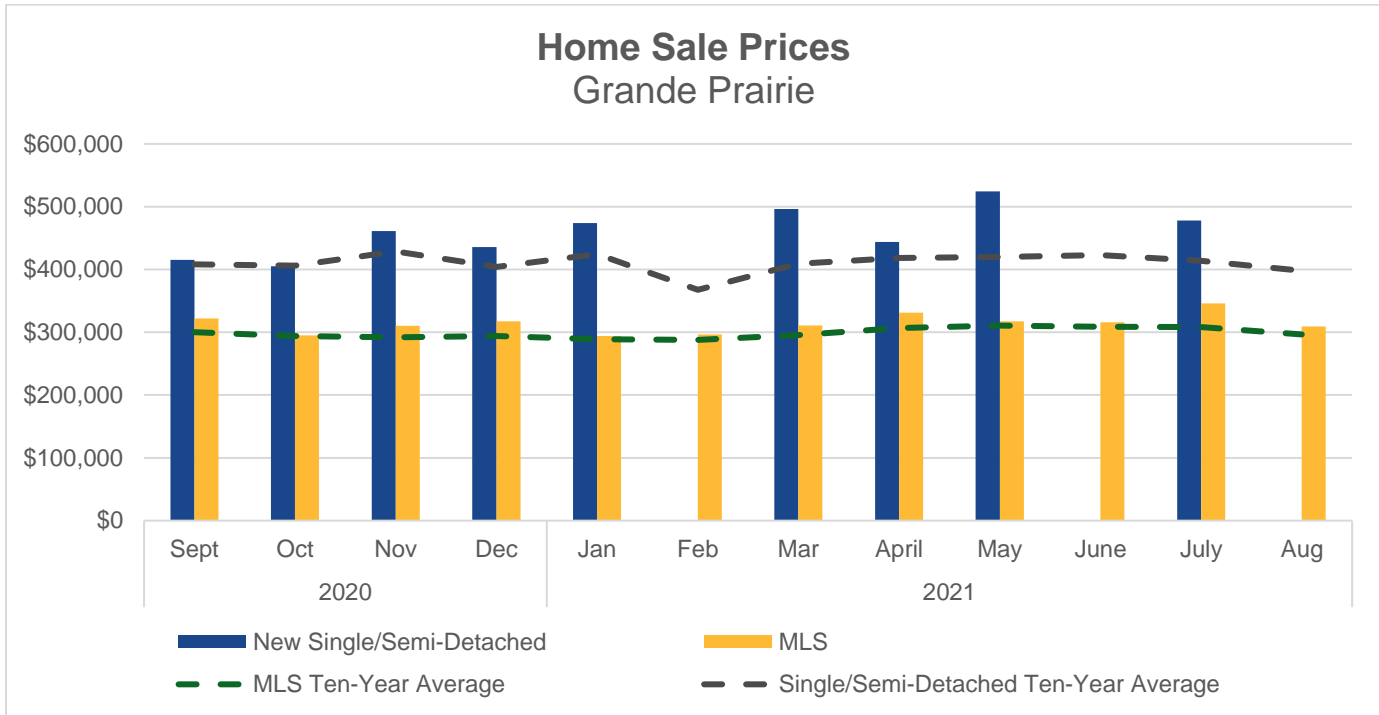


Home Sales					
	Aug 2021 Actual	Month to Month (Units)	Year over Year (Units)	Year-to-Date (Units)	Ten-Year Average (Units)
<b>Total New Homes</b>	6	-3	-4	-29	-21
<b>Single Detached</b>	5	-3	-3	-20	-17
<b>Row/Semi-Detached</b>	1	0	-1	-9	-3
<b>Multi-Unit/Apartment</b>	0	0	0	0	-2
<b>MLS System</b>	104	-16	2	-1	-104

## Home Sales Grande Prairie



Home Sale Prices					
	Aug 2021 Actual	Month to Month (%)	Year over Year (%)	Year-to-Date (%)	Ten-Year Average (%)
MLS System	\$309,443	-10.5%	-1.5%	1.8%	4.4%



Note: CMHC sales price information was not available for February, June or August 2021.

**Sources**

Information on housing starts, housing inventory, new home sales, and new home prices come from [CMHC's Housing Market Information Portal](#). Information on MLS residential housing prices and sales are from [Alberta Real Estate Association's \(AREA\) online statistics](#).

BILD Alberta prepares housing market update reports monthly for the province of Alberta.