

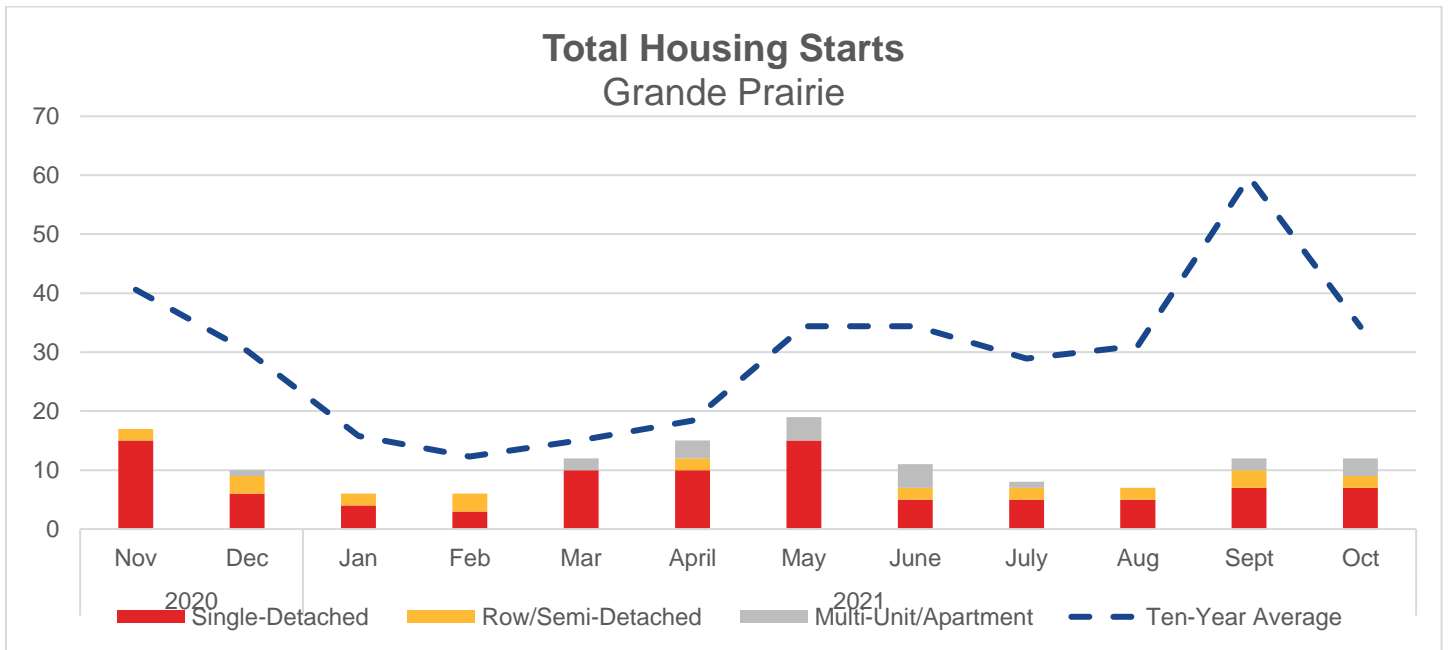


GRANDE PRAIRIE HOUSING REPORT

For October 2021

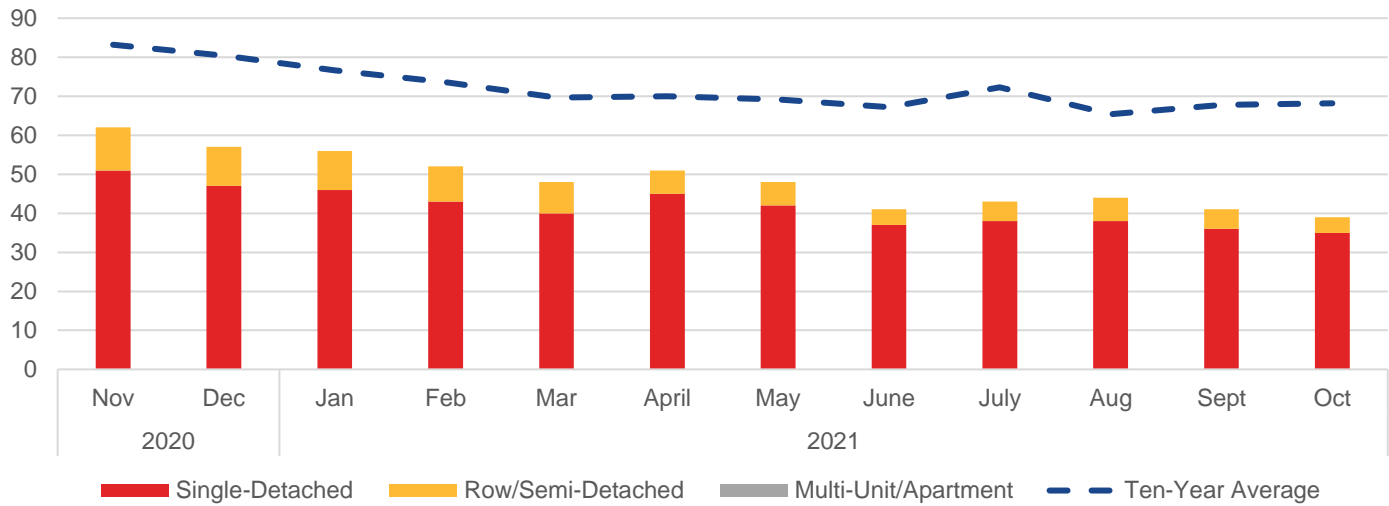


Housing Starts					
	Oct 2021 Actual	Month to Month (Units)	Year over Year (Units)	Year-to-Date (Units)	Ten-Year Average (Units)
Total	12	0	-9	14	-22
Single Detached	7	0	-5	11	-15
Row/Semi-Detached	2	-1	-4	0	-8
Multi-Unit/Apartment	3	1	0	3	1



Housing Inventory					
	Oct 2021 Actual	Month to Month (Units)	Year over Year (Units)	Year-to-Date (Units)	Ten-Year Average (Units)
Total	39	-2	-28	-251	-29
Single Detached	35	-1	-22	-214	-23
Row/Semi-Detached	4	-1	-6	-37	-6
Multi-Unit/Apartment	0	0	0	0	0

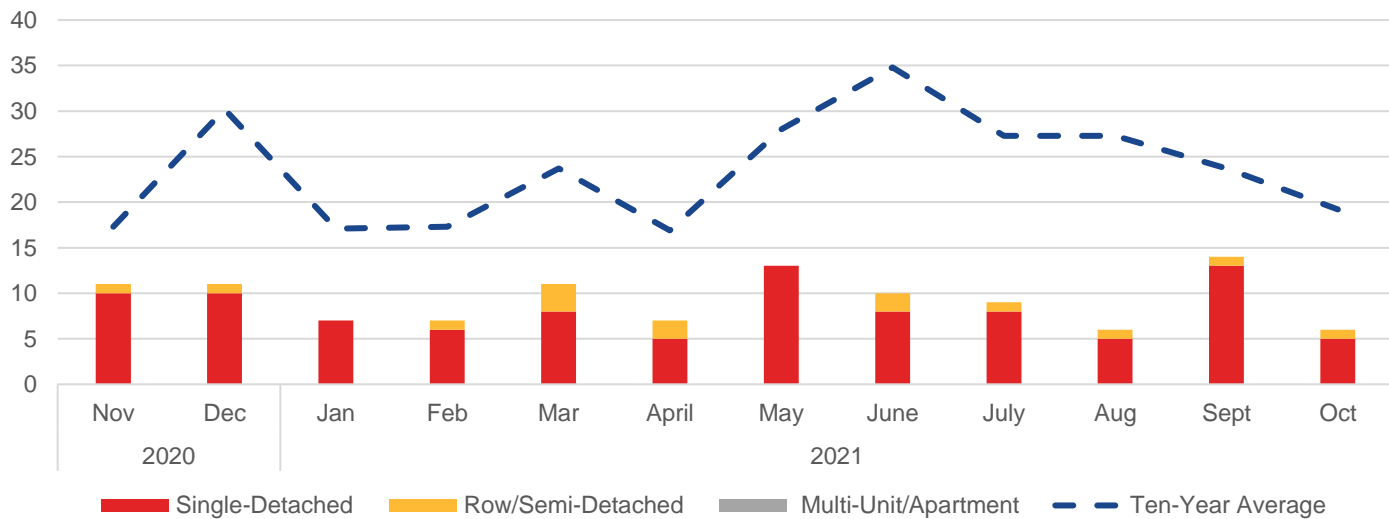
Total Housing Inventory Grande Prairie



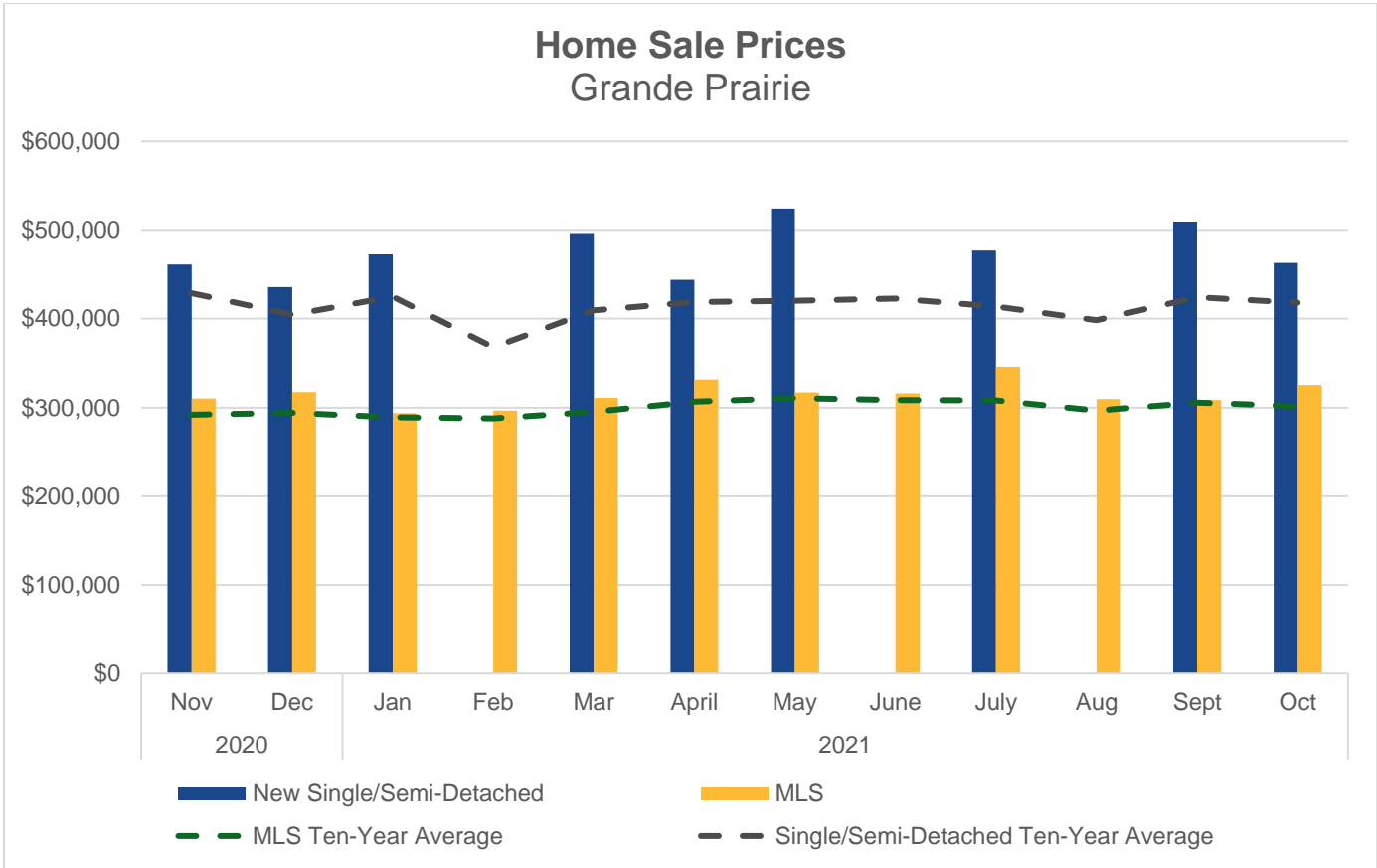
Home Sales

	Oct 2021 Actual	Month to Month (Units)	Year over Year (Units)	Year-to-Date (Units)	Ten-Year Average (Units)
Total New Homes	6	-8	-1	-32	-13
Single Detached	5	-8	-2	-25	-11
Row/Semi-Detached	1	0	1	-7	-2
Multi-Unit/Apartment	0	0	0	0	-1
MLS System	119	17	-88	-92	-92

Home Sales Grande Prairie



Home Sale Prices					
	Oct 2021 Actual	Month to Month (%)	Year over Year (%)	Year-to-Date (%)	Ten-Year Average (%)
Single/Semi-Detached	\$462,980	-9.1%	14.4%	11.0%	20.2%
MLS System	\$325,253	5.5%	10.2%	2.0%	7.8%



Note: CMHC sales price information was not available for February, June or August 2021.

Sources

Information on housing starts, housing inventory, new home sales, and new home prices come from [CMHC's Housing Market Information Portal](#). Information on MLS residential housing prices and sales are from [Alberta Real Estate Association's \(AREA\) online statistics](#).

BILD Alberta prepares housing market update reports monthly for the province of Alberta.