


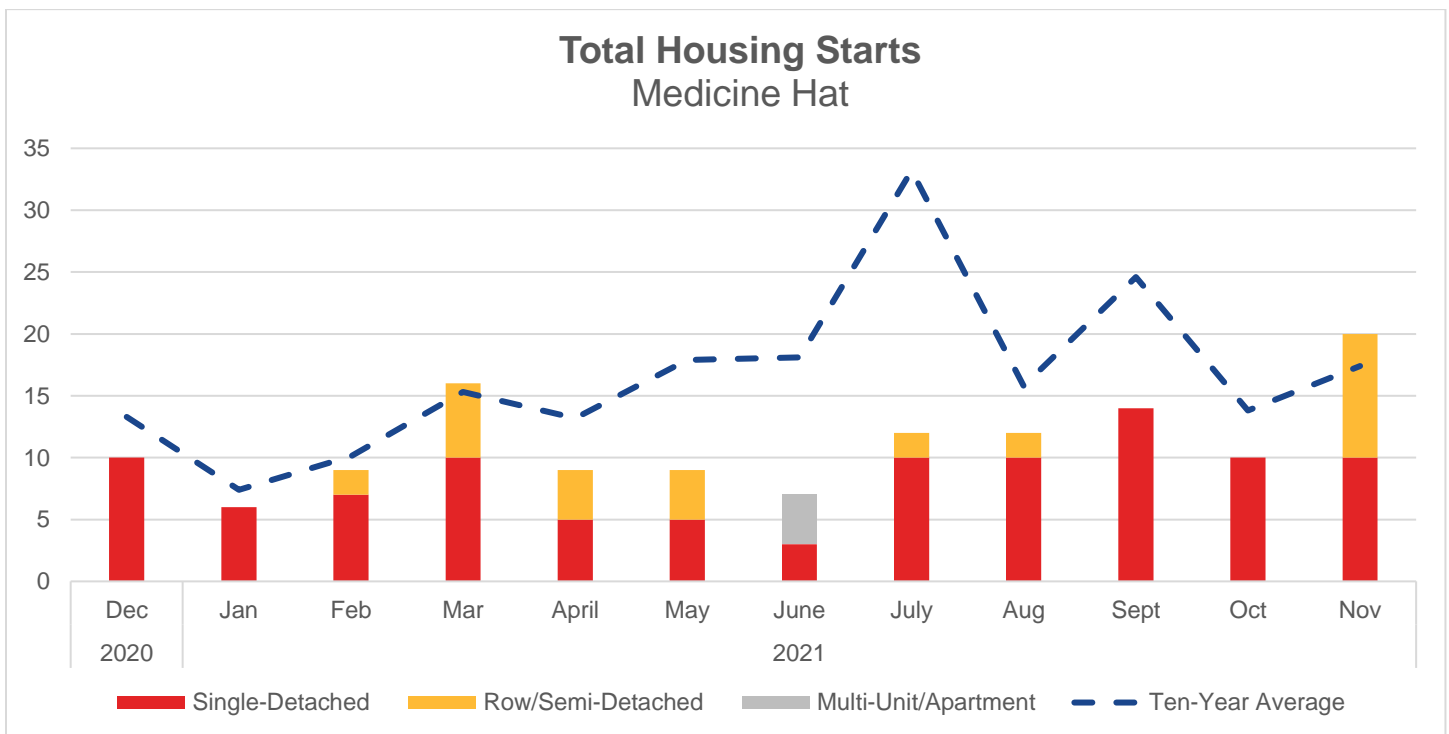


# MEDICINE HAT HOUSING REPORT

For November 2021

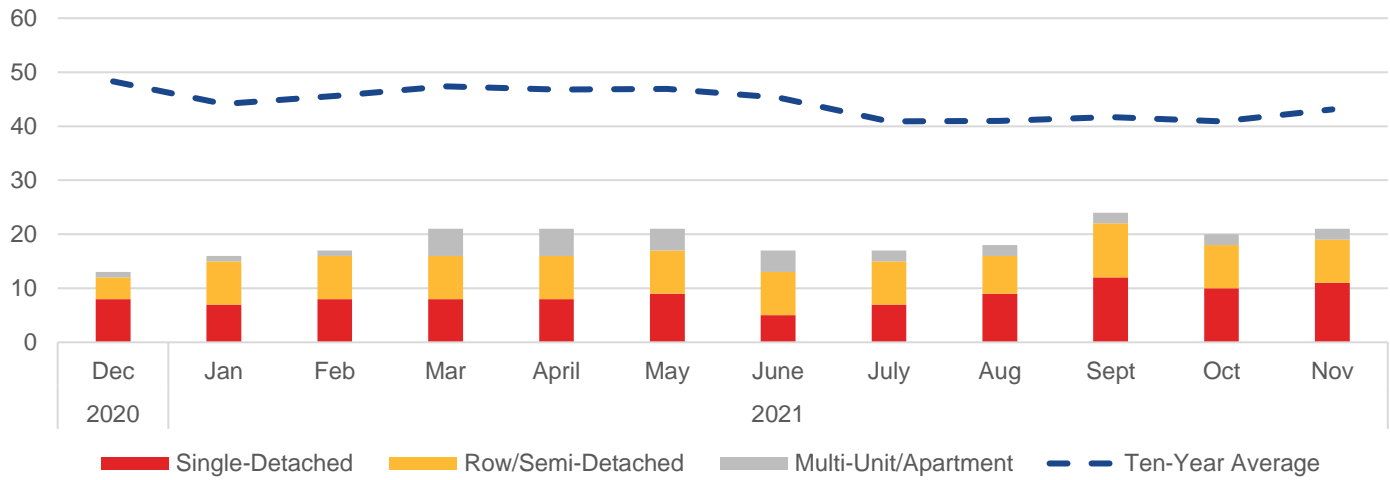


Housing Starts					
	Nov 2021 Actual	Month to Month (Units)	Year over Year (Units)	Year-to-Date (Units)	Ten-Year Average (Units)
<b>Total</b>	20	10	-1	12	3
<b>Single Detached</b>	10	0	-7	45	-3
<b>Row/Semi-Detached</b>	10	10	6	11	7
<b>Multi-Unit/Apartment</b>	0	0	0	-44	-2



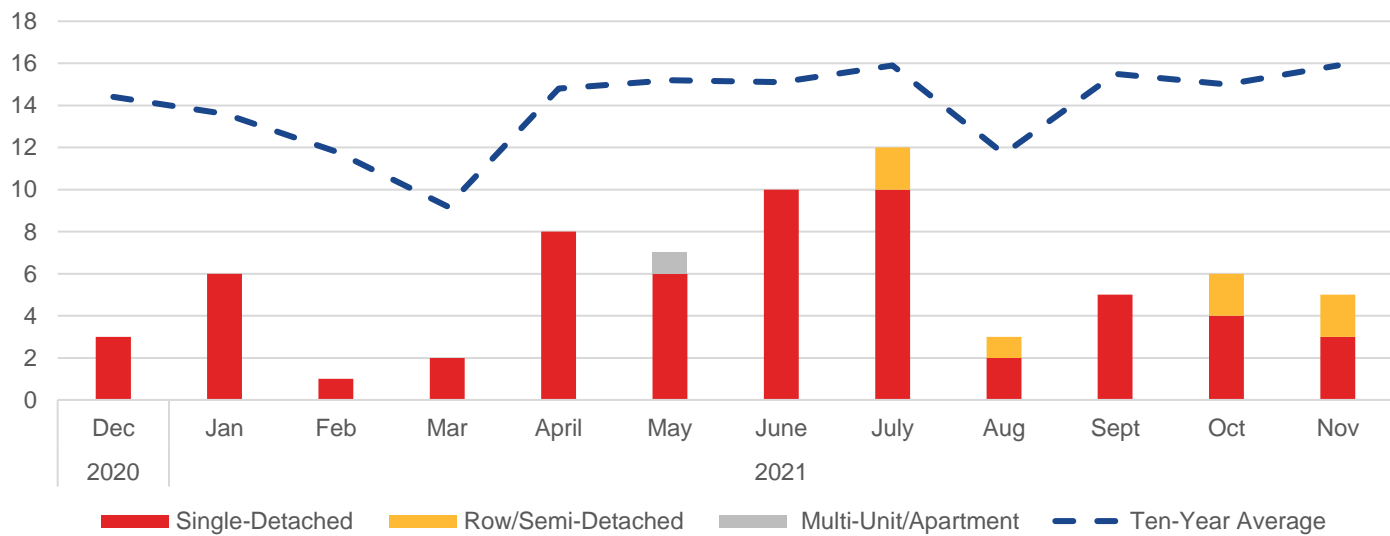
Housing Inventory					
	Nov 2021 Actual	Month to Month (Units)	Year over Year (Units)	Year-to-Date (Units)	Ten-Year Average (Units)
<b>Total</b>	21	1	9	-79	-22
<b>Single Detached</b>	11	1	4	-61	-18
<b>Row/Semi-Detached</b>	8	0	4	-36	0
<b>Multi-Unit/Apartment</b>	2	0	1	18	-3

## Total Housing Inventory Medicine Hat

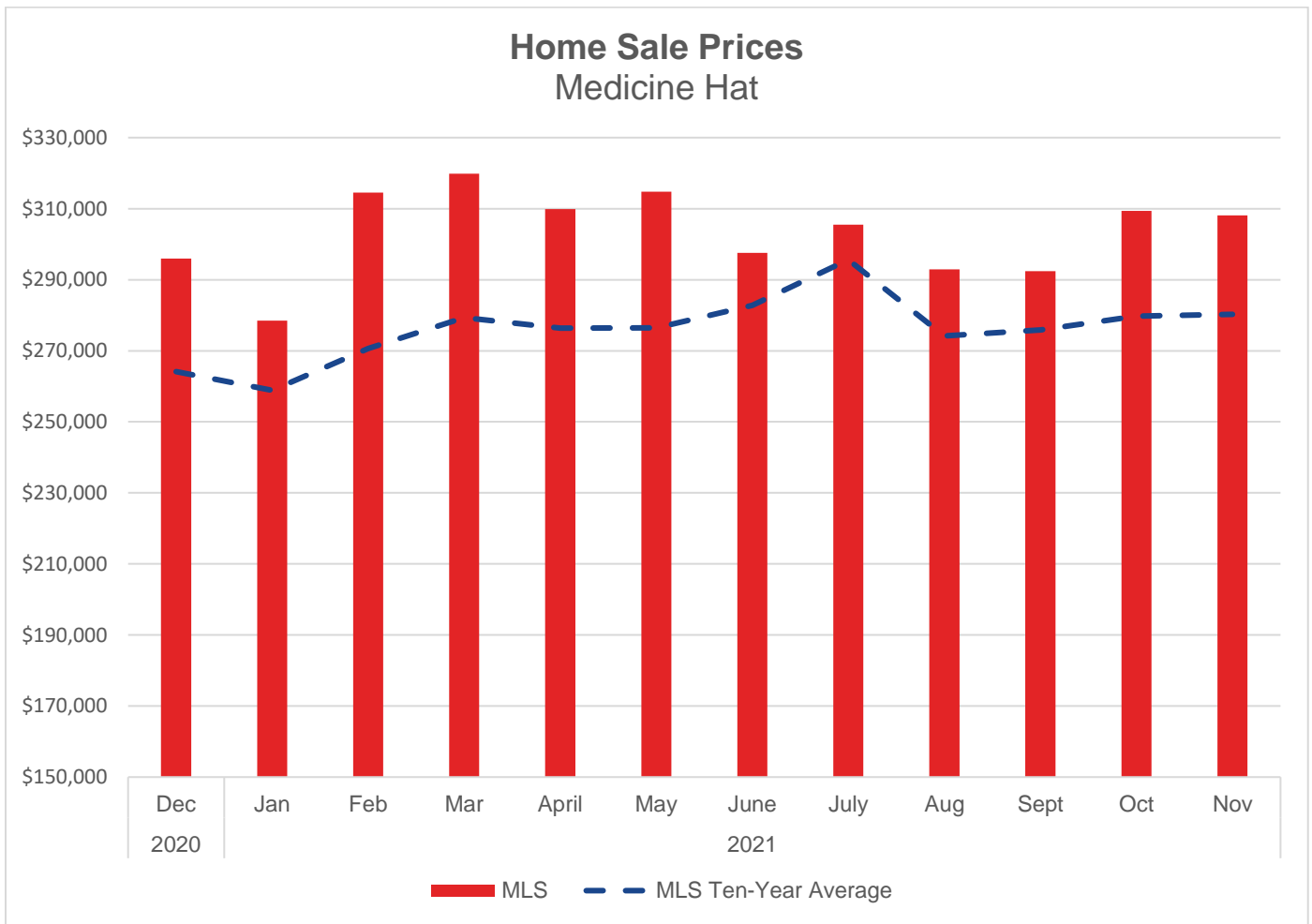


Home Sales					
	Nov 2021 Actual	Month to Month (Units)	Year over Year (Units)	Year-to-Date (Units)	Ten-Year Average (Units)
<b>Total New Homes</b>	5	-1	-8	-16	-11
<b>Single Detached</b>	3	-1	-9	6	-10
<b>Row/Semi-Detached</b>	2	0	1	-18	0
<b>Multi-Unit/Apartment</b>	0	0	0	-4	-1
<b>MLS System</b>	97	-3	5	302	9

## Home Sales Medicine Hat



Home Sale Prices					
	Nov 2021 Actual	Month to Month (%)	Year over Year (%)	Year-to-Date (%)	Ten-Year Average (%)
MLS System	\$308,154	-0.4%	10.2%	1.5%	10.0%



### Sources

Information on housing starts, housing inventory, new home sales, and new home prices come from [CMHC's Housing Market Information Portal](#). Information on MLS residential housing prices and sales are from [Alberta Real Estate Association's \(AREA\) online statistics](#).

BILD Alberta prepares housing market update reports monthly for the province of Alberta.