

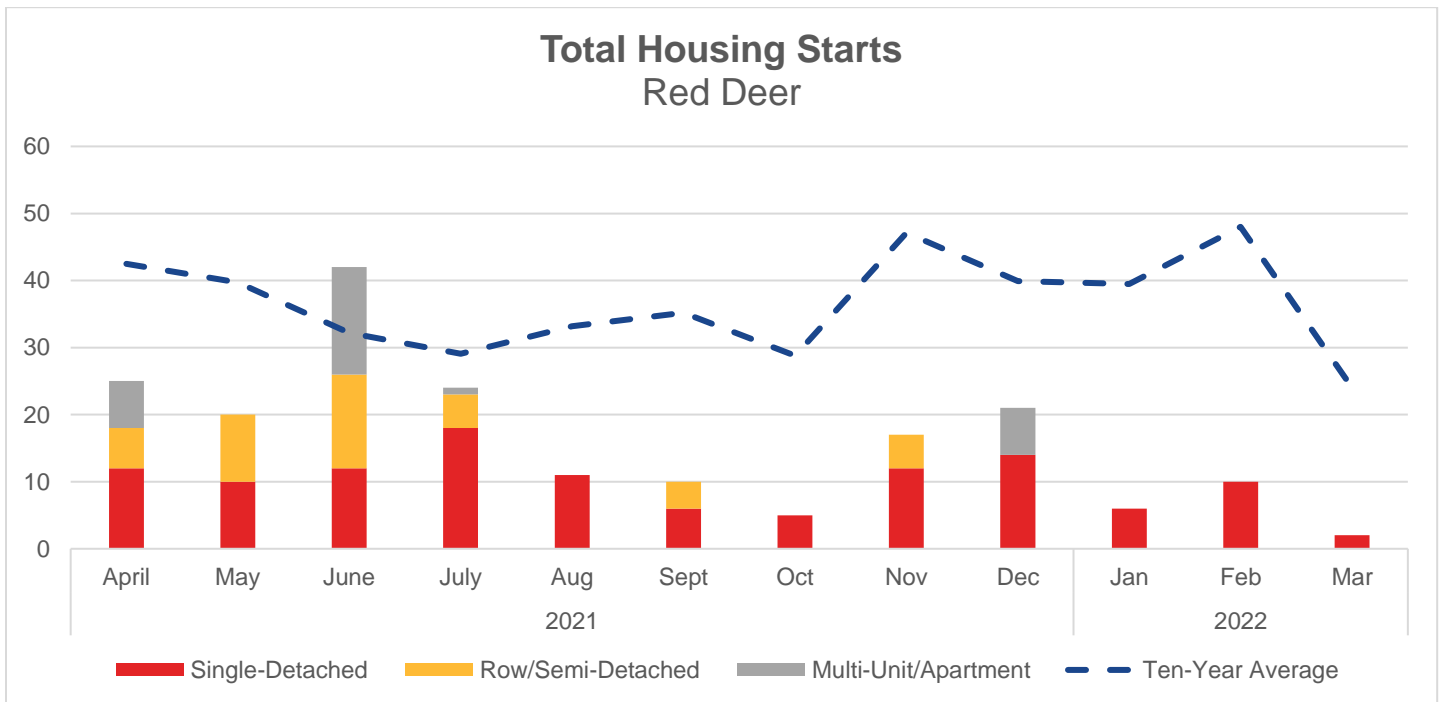


CENTRAL ALBERTA HOUSING REPORT

For March 2022

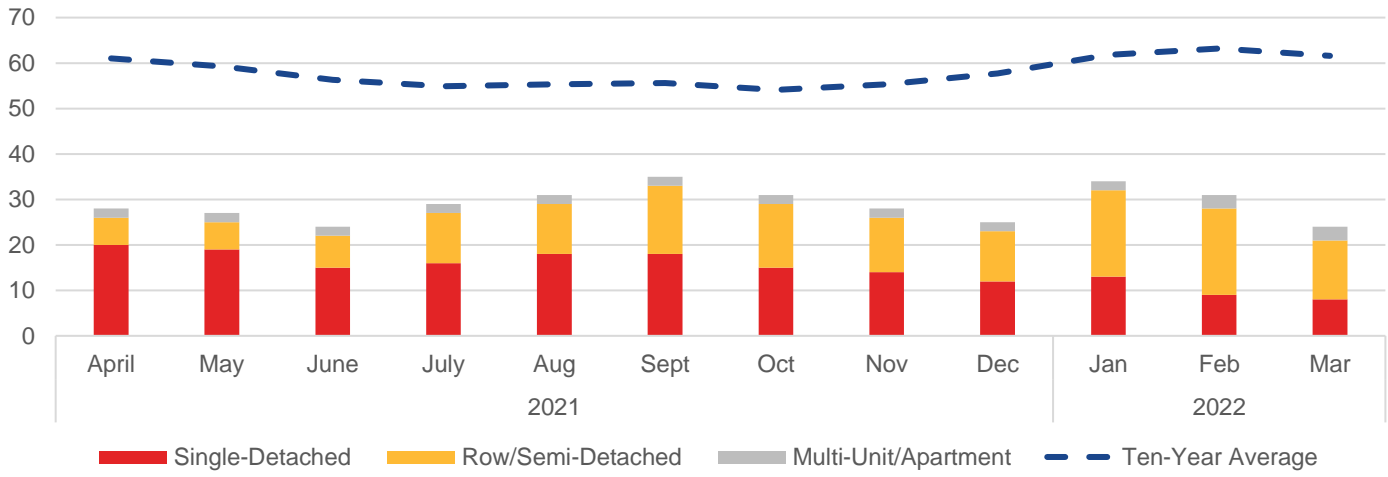


Housing Starts					
	Mar 2022 Actual	Month to Month (Units)	Year over Year (Units)	Year-to-Date (Units)	Ten-Year Average (Units)
Total	2	-8	-9	-14	-22
Single Detached	2	-8	-3	3	-12
Row/Semi-Detached	0	0	-6	-17	-7
Multi-Unit/Apartment	0	0	0	0	-4



Housing Inventory					
	Mar 2022 Actual	Month to Month (Units)	Year over Year (Units)	Year-to-Date (Units)	Ten-Year Average (Units)
Total	24	-7	-10	-21	-38
Single Detached	8	-1	-16	-50	-34
Row/Semi-Detached	13	-6	7	35	-2
Multi-Unit/Apartment	3	0	-1	-6	-2

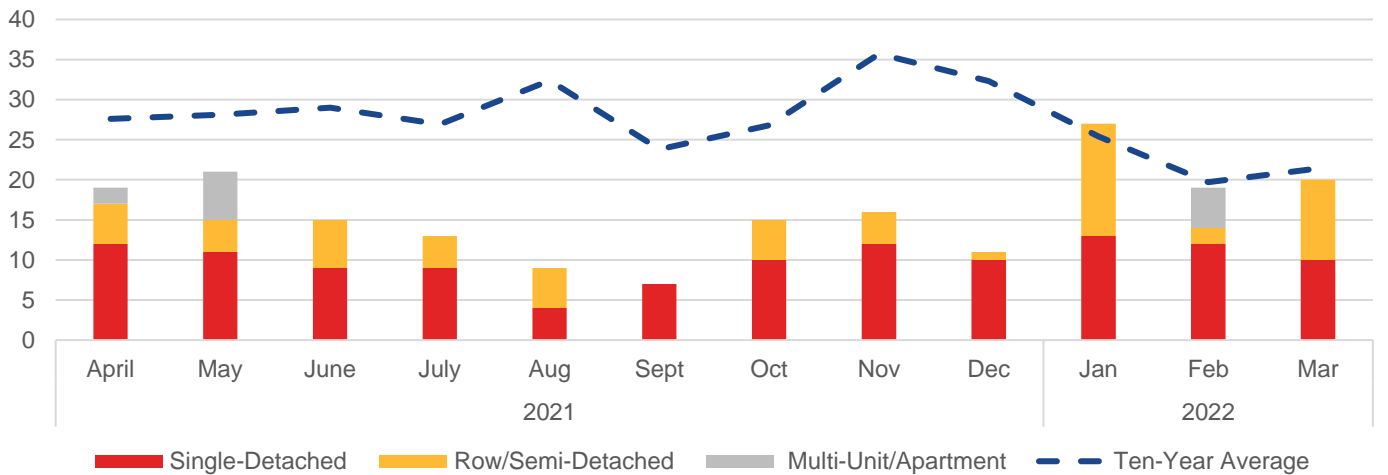
Total Housing Inventory Red Deer



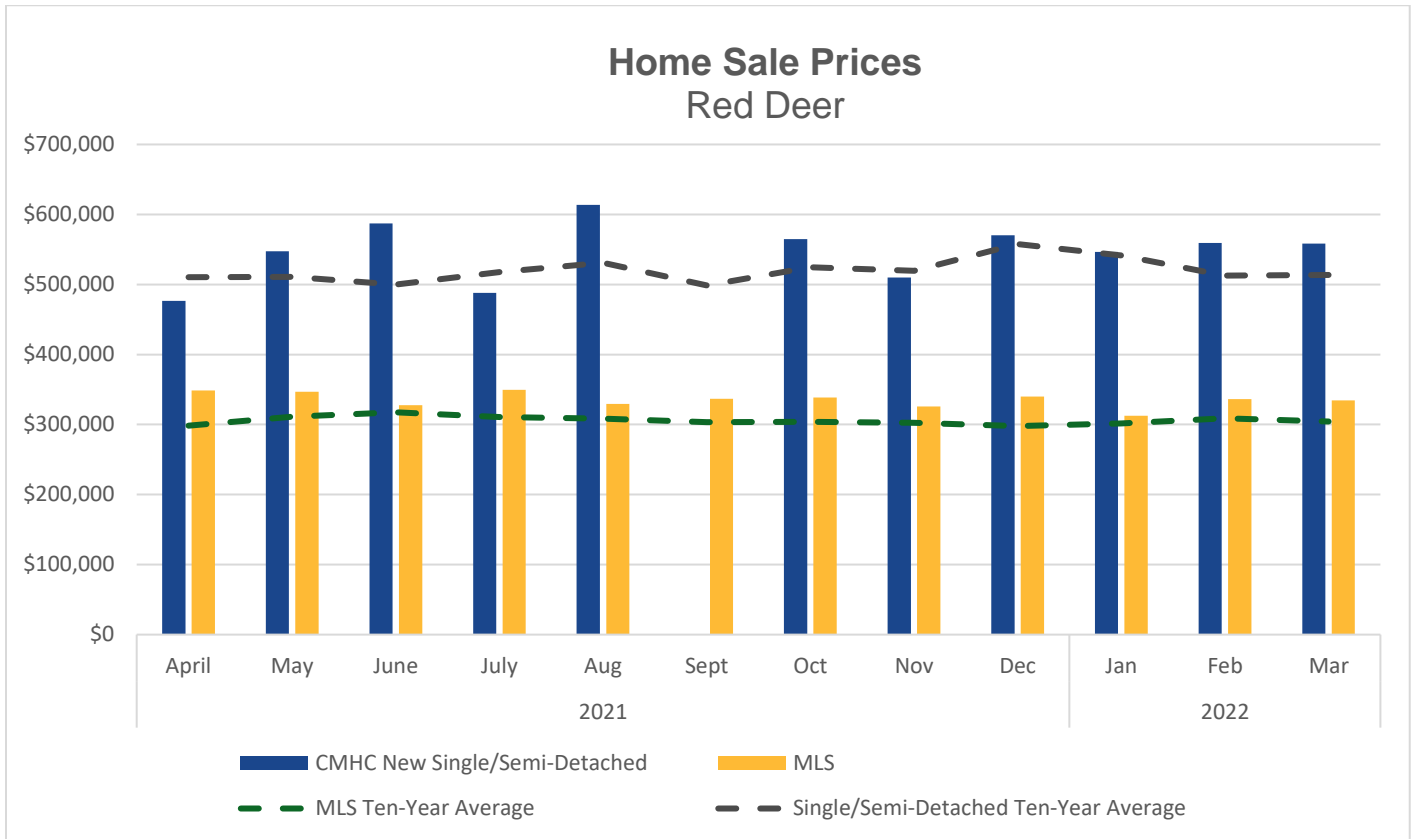
Home Sales

	Mar 2022 Actual	Month to Month (Units)	Year over Year (Units)	Year-to-Date (Units)	Ten-Year Average (Units)
Total New Homes	20	1	10	42	-1
Single Detached	10	-2	0	13	-6
Row/Semi-Detached	10	8	10	26	5
Multi-Unit/Apartment	0	-5	0	3	-1
MLS System	202	28	18	82	-101

Home Sales Red Deer



Home Sale Prices					
	Mar 2022 Actual	Month to Month (%)	Year over Year (%)	Year-to-Date (%)	Ten-Year Average (%)
Single/Semi-Detached	\$558,465	-0.2%	-8.4%	-0.3%	8.7%
MLS System	\$334,373	-0.5%	1.4%	-2.7%	9.8%



Note: CMHC sales price information was not available for January and September 2021.

Sources

Information on housing starts, housing inventory, new home sales, and new home prices come from [CMHC's Housing Market Information Portal](#). Information on MLS residential housing prices and sales are from [Alberta Real Estate Association's \(AREA\) online statistics](#).

BILD Alberta prepares housing market update reports monthly for the province of Alberta.