

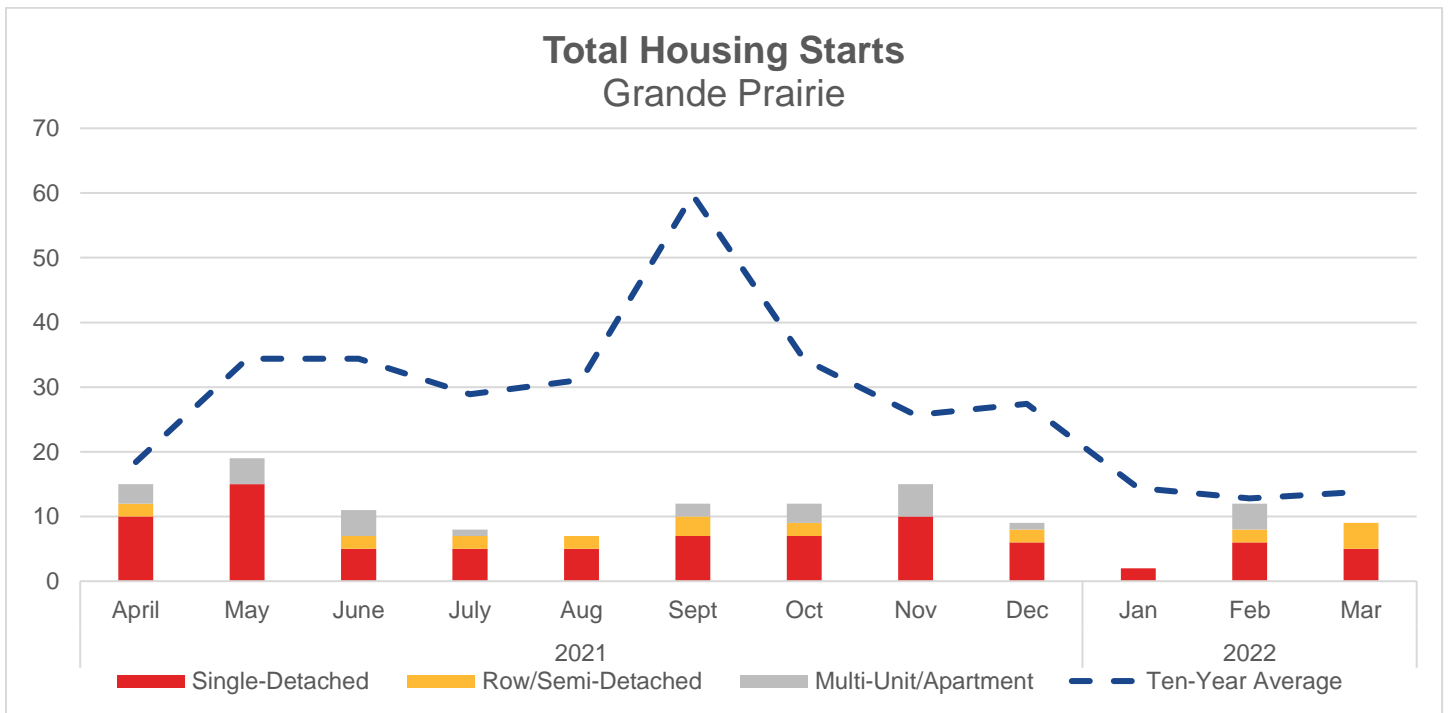


GRANDE PRAIRIE HOUSING REPORT

For March 2022

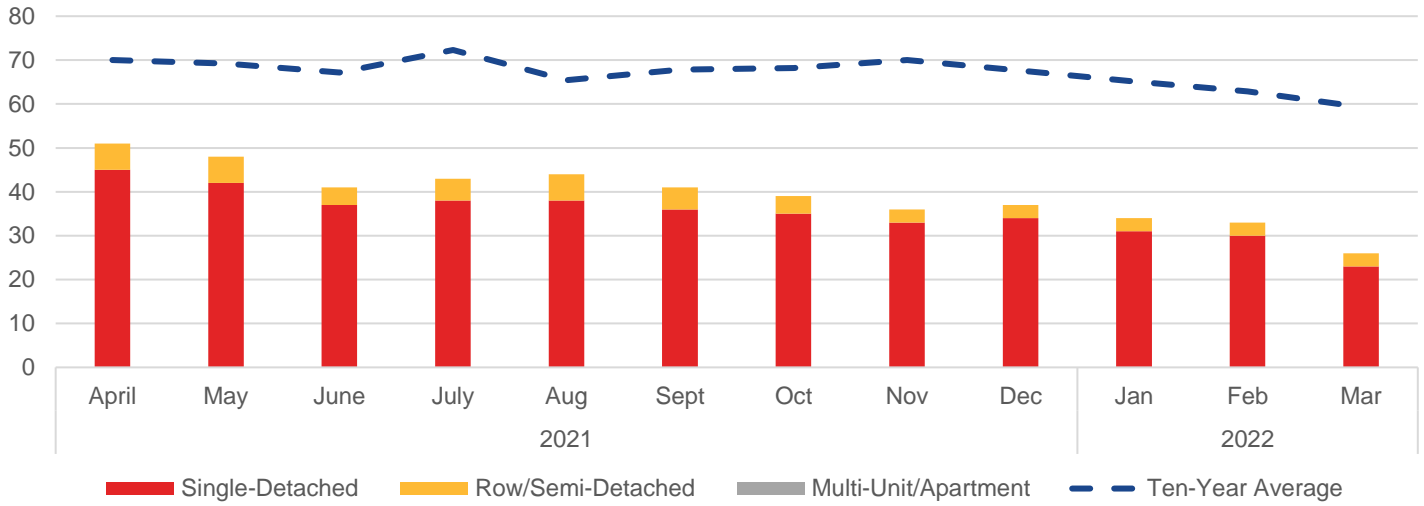


Housing Starts					
	Mar 2022 Actual	Month to Month (Units)	Year over Year (Units)	Year-to-Date (Units)	Ten-Year Average (Units)
Total	9	-3	-3	-1	-5
Single Detached	5	-1	-5	-4	-4
Row/Semi-Detached	4	2	4	1	0
Multi-Unit/Apartment	0	-4	-2	2	-1



Housing Inventory					
	Mar 2022 Actual	Month to Month (Units)	Year over Year (Units)	Year-to-Date (Units)	Ten-Year Average (Units)
Total	26	-7	-22	-63	-33
Single Detached	23	-7	-17	-45	-29
Row/Semi-Detached	3	0	-5	-18	-4
Multi-Unit/Apartment	0	0	0	0	0

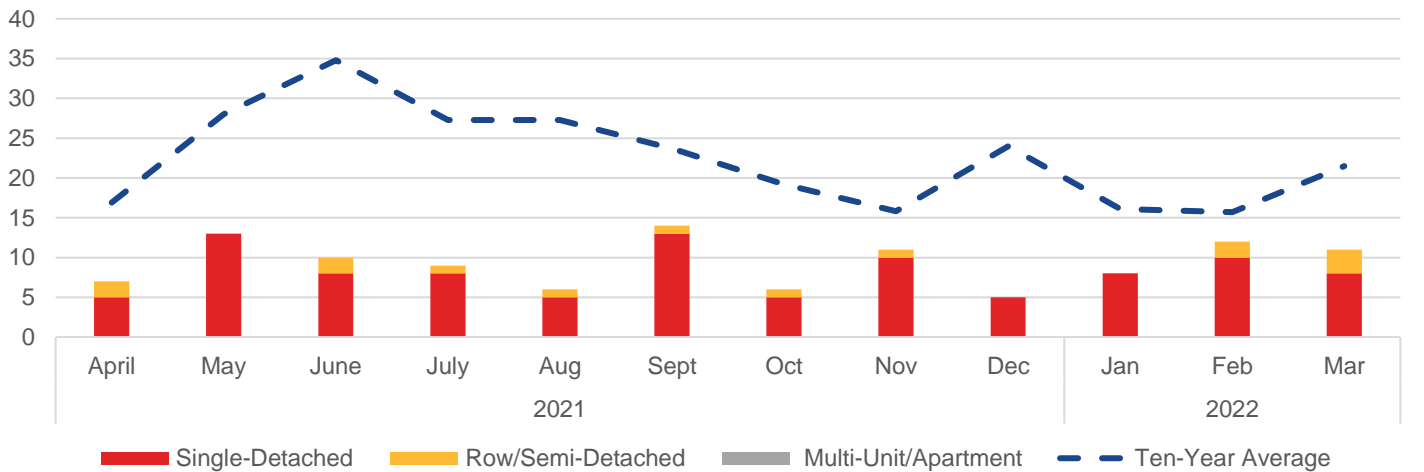
Total Housing Inventory Grande Prairie



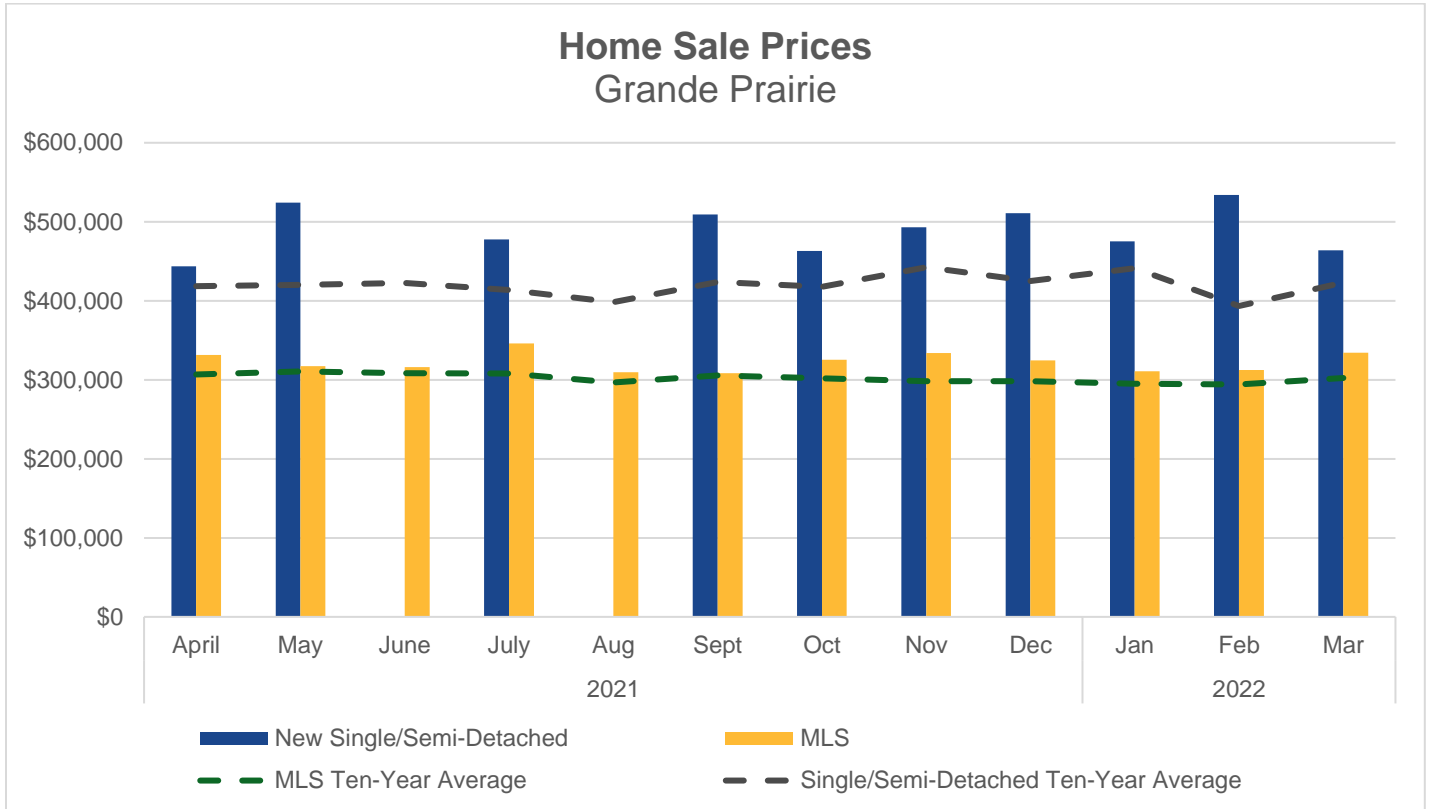
Home Sales

	Mar 2022 Actual	Month to Month (Units)	Year over Year (Units)	Year-to-Date (Units)	Ten-Year Average (Units)
Total New Homes	11	-1	0	6	-11
Single Detached	11	1	3	8	-7
Row/Semi-Detached	0	-2	-3	-2	-3
Multi-Unit/Apartment	0	0	0	0	-1
MLS System	156	11	6	41	-42

Home Sales Grande Prairie



Home Sale Prices					
	Mar 2022 Actual	Month to Month (%)	Year over Year (%)	Year-to-Date (%)	Ten-Year Average (%)
Single/Semi-Detached	\$463,735	-13.1%	-6.6%	1.2%	9.6%
MLS System	\$334,436	7.0%	7.6%	6.3%	10.6%



Note: CMHC sales price information was not available for February, June or August 2021.

Sources

Information on housing starts, housing inventory, new home sales, and new home prices come from [CMHC's Housing Market Information Portal](#). Information on MLS residential housing prices and sales are from [Alberta Real Estate Association's \(AREA\) online statistics](#).

BILD Alberta prepares housing market update reports monthly for the province of Alberta.