


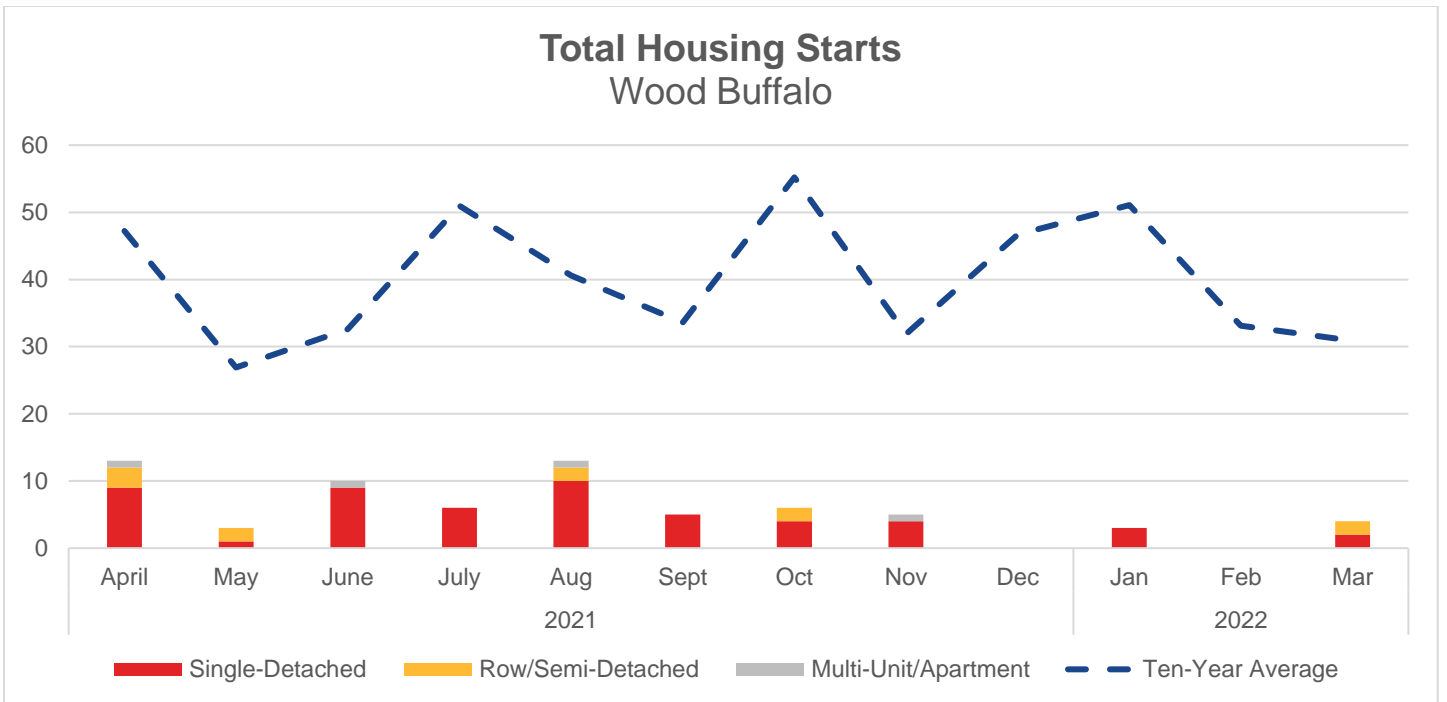


# WOOD BUFFALO HOUSING REPORT

For March 2022

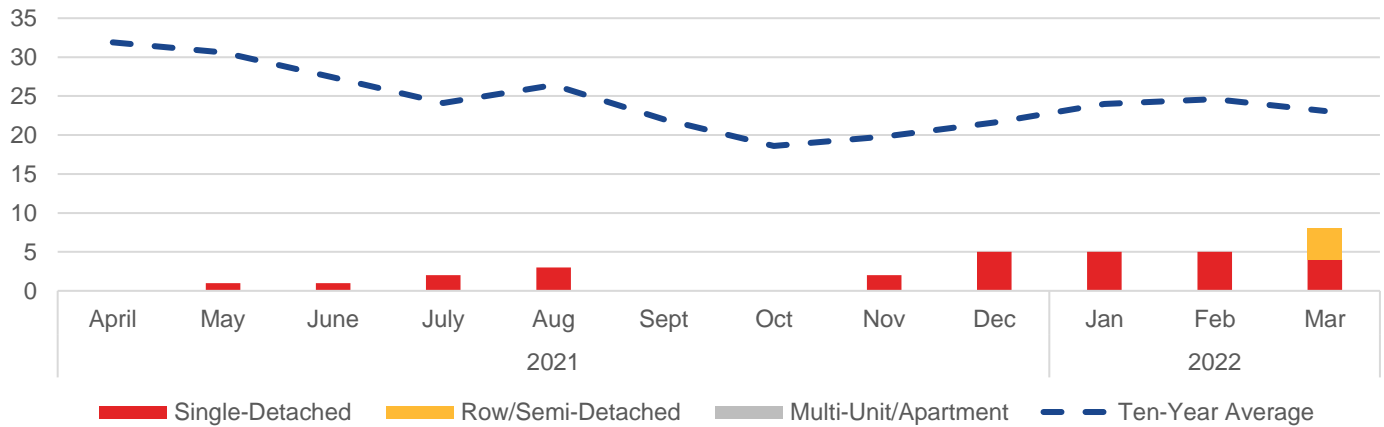


| Housing Starts              |                 |                        |                        |                      |                          |
|-----------------------------|-----------------|------------------------|------------------------|----------------------|--------------------------|
|                             | Mar 2022 Actual | Month to Month (Units) | Year over Year (Units) | Year-to-Date (Units) | Ten-Year Average (Units) |
| <b>Total</b>                | 4               | 4                      | -1                     | -8                   | -27                      |
| <b>Single Detached</b>      | 2               | 2                      | -3                     | -10                  | -8                       |
| <b>Row/Semi-Detached</b>    | 2               | 2                      | 2                      | 2                    | -9                       |
| <b>Multi-Unit/Apartment</b> | 0               | 0                      | 0                      | 0                    | -9                       |



| Housing Inventory           |                 |                        |                        |                      |                          |
|-----------------------------|-----------------|------------------------|------------------------|----------------------|--------------------------|
|                             | Mar 2022 Actual | Month to Month (Units) | Year over Year (Units) | Year-to-Date (Units) | Ten-Year Average (Units) |
| <b>Total</b>                | 8               | 3                      | 8                      | -6                   | -15                      |
| <b>Single Detached</b>      | 4               | -1                     | 4                      | 12                   | -3                       |
| <b>Row/Semi-Detached</b>    | 4               | 4                      | 4                      | -18                  | 0                        |
| <b>Multi-Unit/Apartment</b> | 0               | 0                      | 0                      | 0                    | -11                      |

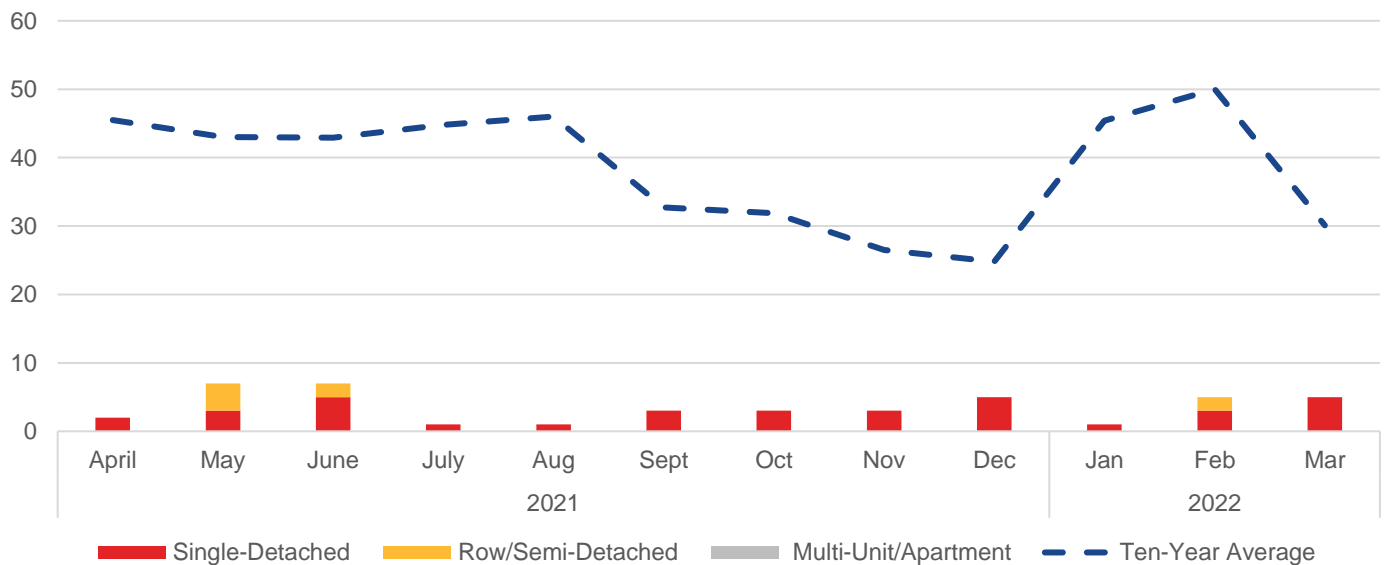
## Total Housing Inventory Wood Buffalo



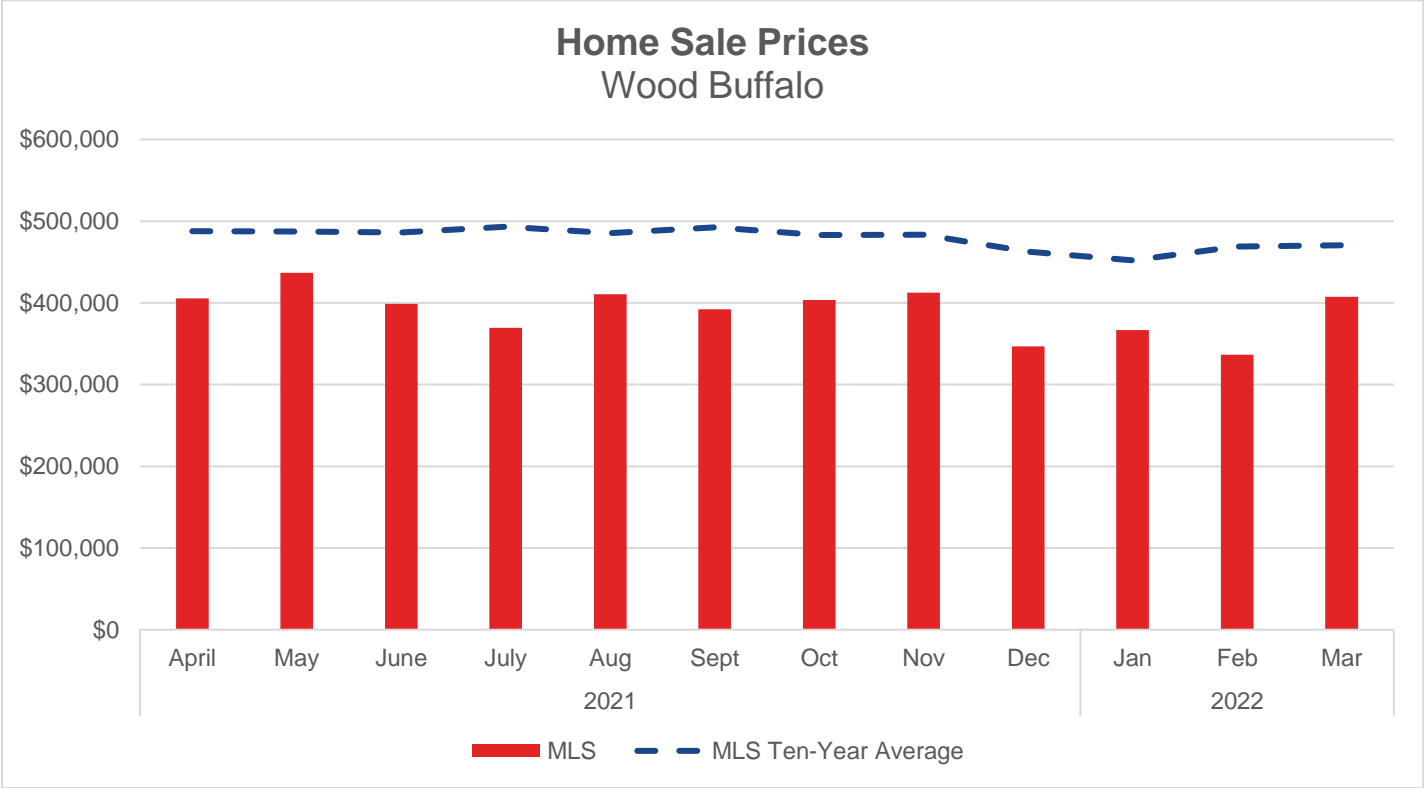
## Home Sales

|                             | Mar 2022 Actual | Month to Month (Units) | Year over Year (Units) | Year-to-Date (Units) | Ten-Year Average (Units) |
|-----------------------------|-----------------|------------------------|------------------------|----------------------|--------------------------|
| <b>Total New Homes</b>      | 5               | 0                      | -8                     | -175                 | -25                      |
| <b>Single Detached</b>      | 5               | 2                      | 3                      | 1                    | -10                      |
| <b>Row/Semi-Detached</b>    | 0               | -2                     | -11                    | -176                 | -7                       |
| <b>Multi-Unit/Apartment</b> | 0               | 0                      | 0                      | 0                    | -8                       |
| <b>MLS System</b>           | 140             | 17                     | 20                     | 71                   | 32                       |

## Home Sales Wood Buffalo



| Home Sale Prices |                 |                    |                    |                  |                      |
|------------------|-----------------|--------------------|--------------------|------------------|----------------------|
|                  | Mar 2022 Actual | Month to Month (%) | Year over Year (%) | Year-to-Date (%) | Ten-Year Average (%) |
| MLS System       | \$407,246       | 21.0%              | 1.5%               | 0.4%             | -13.5%               |



**Sources**

Information on housing starts, housing inventory, new home sales, and new home prices come from [CMHC's Housing Market Information Portal](#). Information on MLS residential housing prices and sales are from [Alberta Real Estate Association's \(AREA\) online statistics](#).