

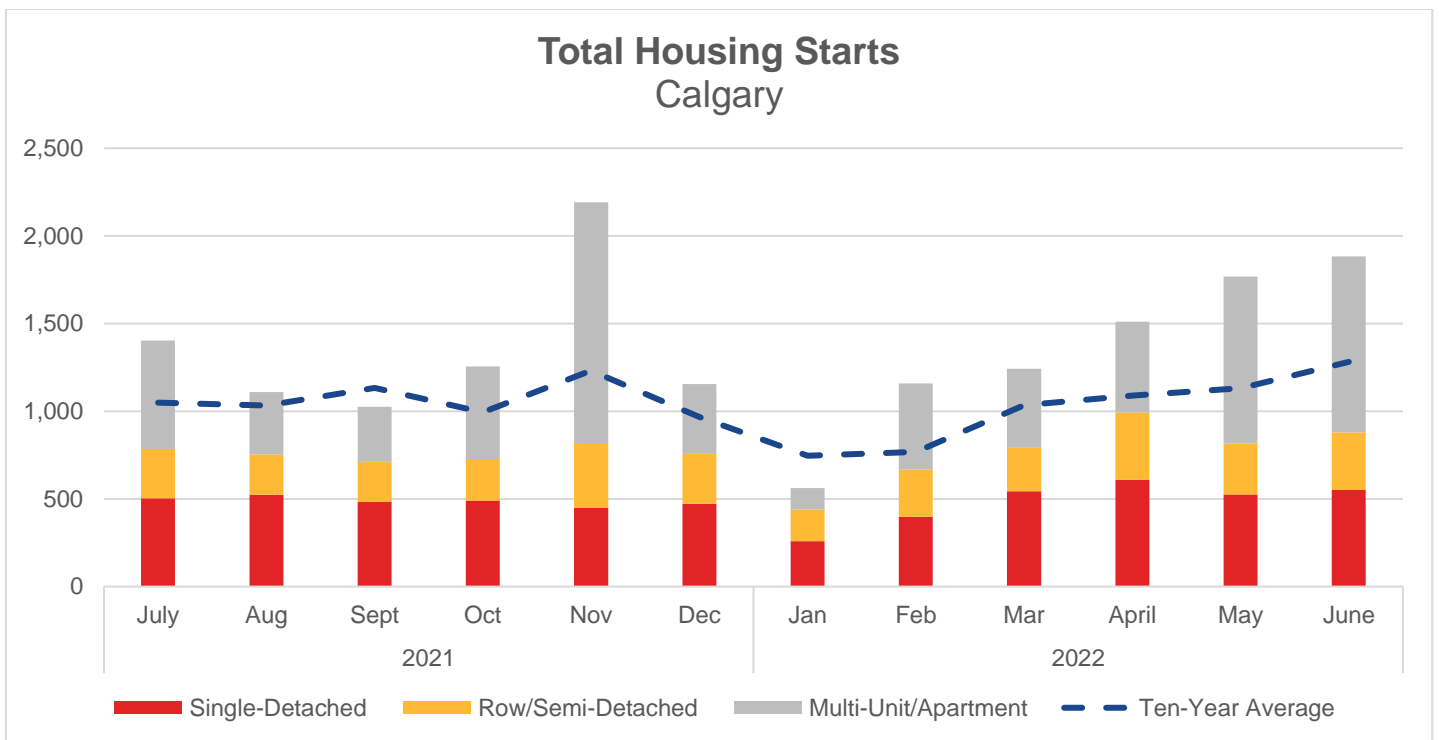


CALGARY HOUSING REPORT

For June 2022

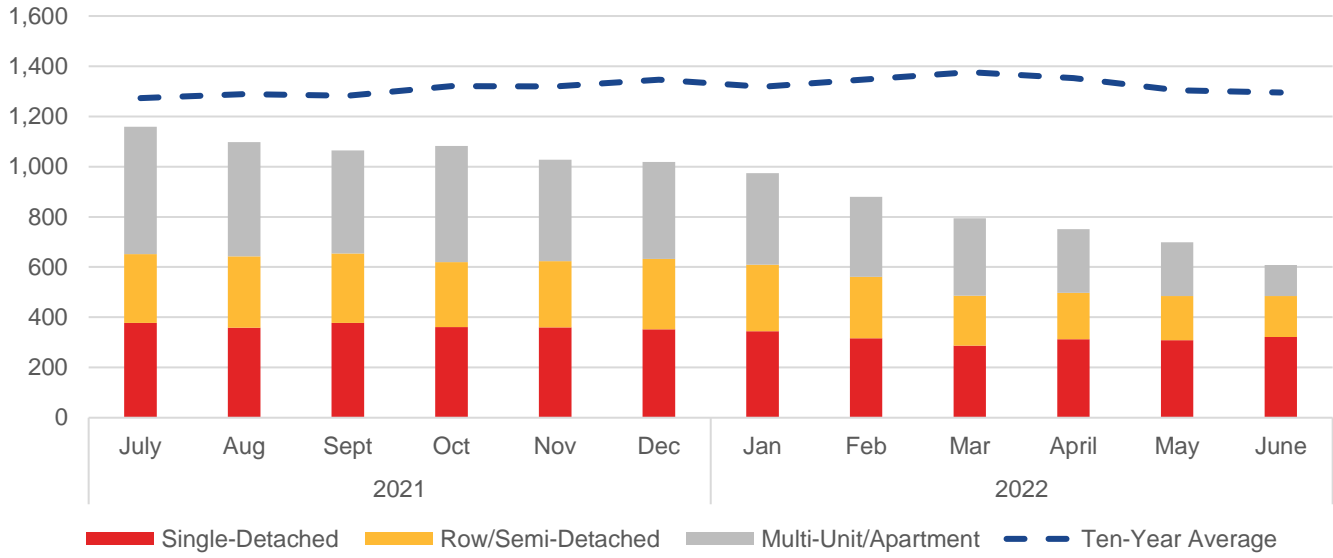


Housing Starts					
	June 2022 Actual	Month to Month (%)	Year over Year (%)	Year-to-Date (%)	Ten-Year Average (%)
Total	1,883	6.4%	60.5%	18.2%	46.9%
Single Detached	551	5.0%	2.4%	11.5%	29.9%
Row/Semi-Detached	328	12.7%	22.4%	8.8%	19.4%
Multi-Unit/Apartment	1,004	5.4%	173.6%	29.9%	72.3%



Housing Inventory					
	June 2022 Actual	Month to Month (%)	Year over Year (%)	Year-to-Date (%)	Ten-Year Average (%)
Total	608	-13.0%	-50.8%	-51.0%	-53.0%
Single Detached	321	3.9%	-12.8%	-18.6%	-26.3%
Row/Semi-Detached	163	-7.4%	-46.0%	-49.9%	-49.3%
Multi-Unit/Apartment	124	-42.1%	-78.1%	-67.2%	-76.9%

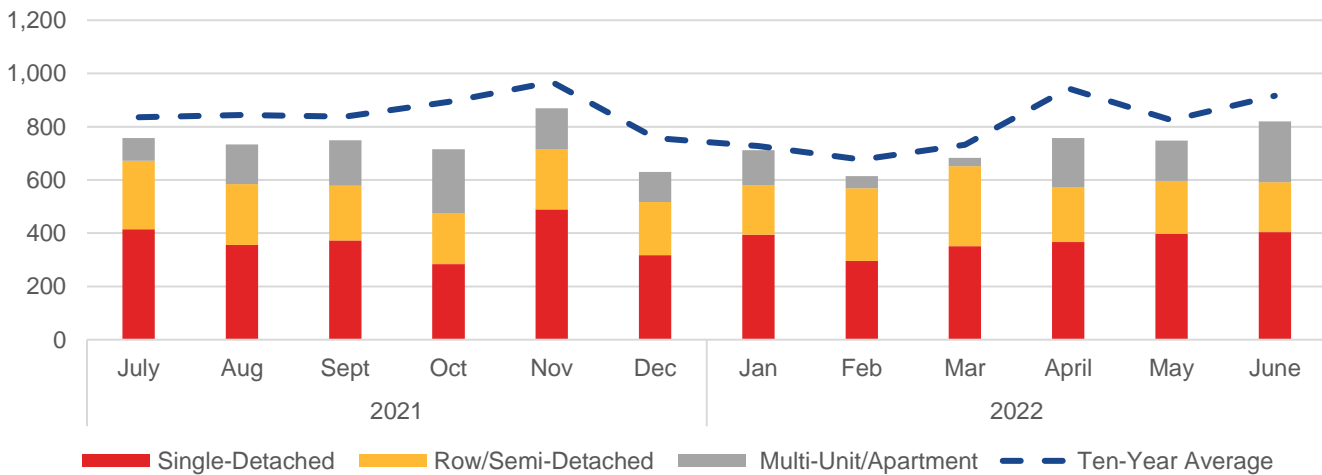
Total Housing Inventory Calgary



Home Sales

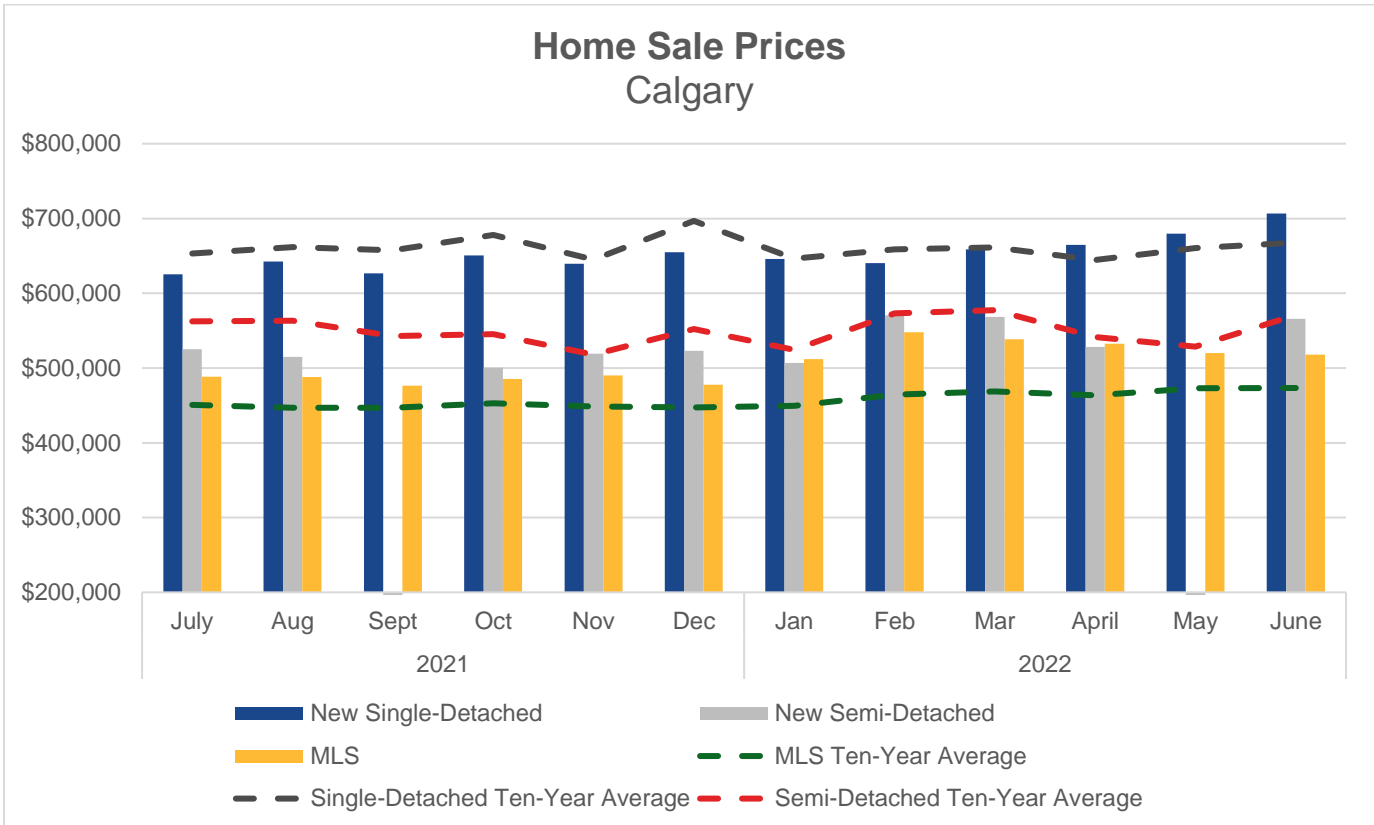
	June 2022 Actual	Month to Month (%)	Year over Year (%)	Year-to-Date (%)	Ten-Year Average (%)
Total New Homes	820	9.6%	7.5%	8.9%	-10.5%
Single Detached	404	1.5%	1.0%	13.8%	-3.4%
Row/Semi-Detached	188	-5.5%	-6.0%	-1.7%	-27.3%
Multi-Unit/Apartment	228	51.0%	39.9%	16.7%	-4.9%
MLS System	2,842	-7.5%	-2.5%	24.4%	6.1%

Home Sales Calgary



Home Sale Prices

	June 2022 Actual	Month to Month (%)	Year over Year (%)	Year-to-Date (%)	Ten-Year Average (%)
Single Detached	\$706,780	4.0%	19.8%	12.7%	5.8%
Semi-Detached	\$565,781	N/A	2.4%	34.6%	-0.9%
MLS System	\$517,739	-0.5%	5.3%	6.5%	9.4%



Note: CMHC sales price information for semi-detached was not available for September 2021 or May 2022.

Sources

Information on housing starts, housing inventory, new home sales, and new home prices come from [CMHC's Housing Market Information Portal](#). Information on MLS residential housing price averages and semi-detached data are from [CREB](#).

BILD Alberta prepares housing market update reports monthly for the province of Alberta.