

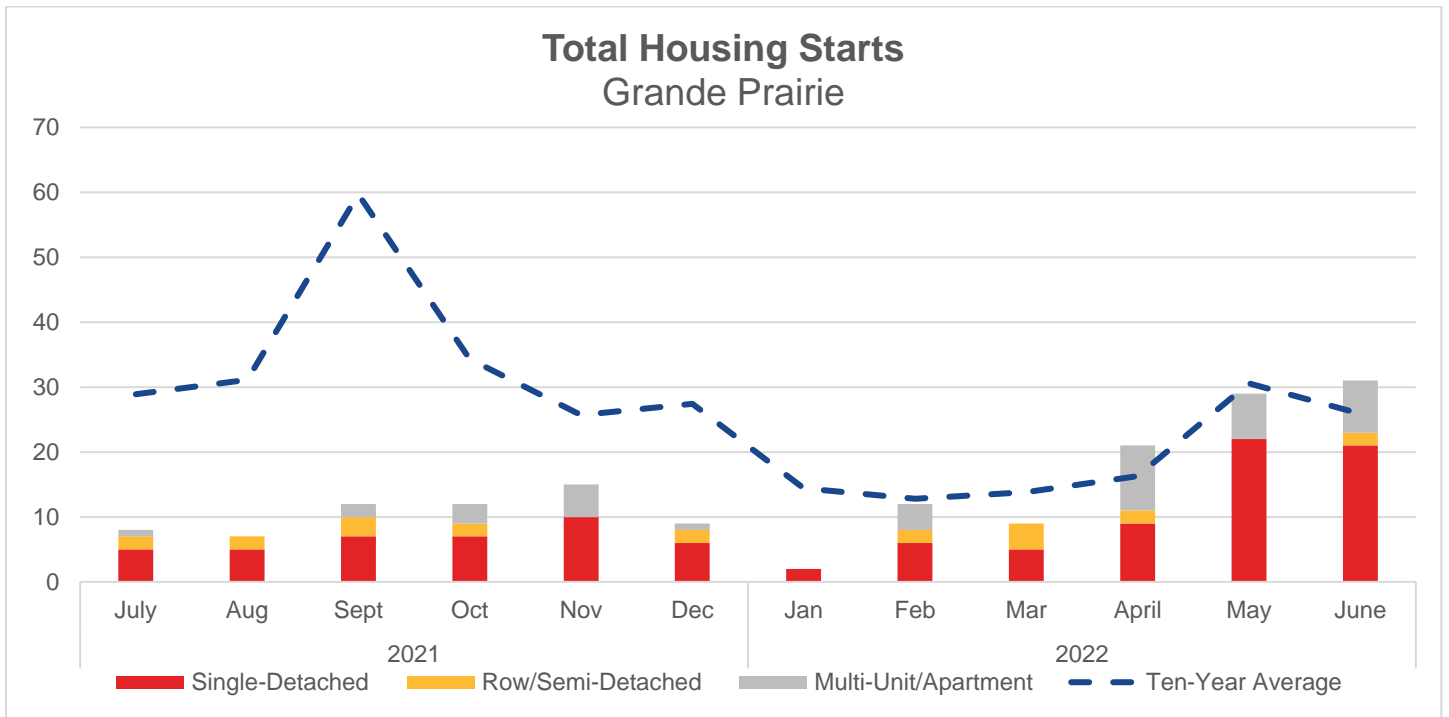


GRANDE PRAIRIE HOUSING REPORT

For June 2022

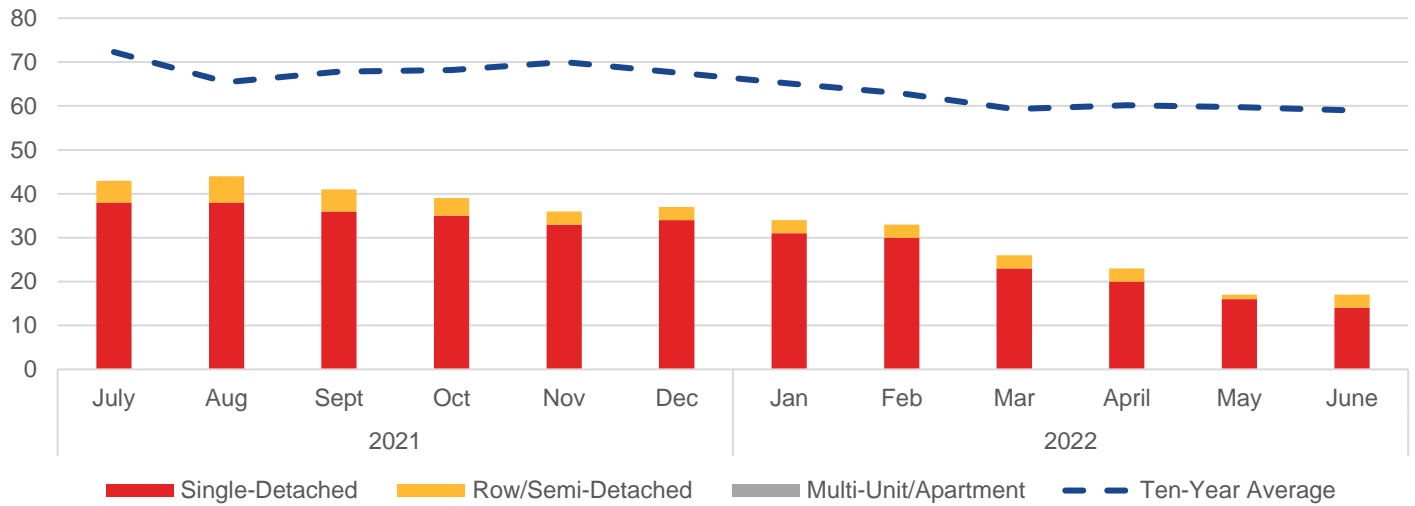


Housing Starts					
	June 2022 Actual	Month to Month (Units)	Year over Year (Units)	Year-to-Date (Units)	Ten-Year Average (Units)
Total	31	2	10	15	-2
Single Detached	21	-1	16	18	4
Row/Semi-Detached	2	2	0	1	-6
Multi-Unit/Apartment	8	1	3	12	3



Housing Inventory					
	June 2022 Actual	Month to Month (Units)	Year over Year (Units)	Year-to-Date (Units)	Ten-Year Average (Units)
Total	17	0	-31	-122	-43
Single Detached	14	-2	-26	-96	-36
Row/Semi-Detached	3	2	-5	-26	-6
Multi-Unit/Apartment	0	0	0	0	-1

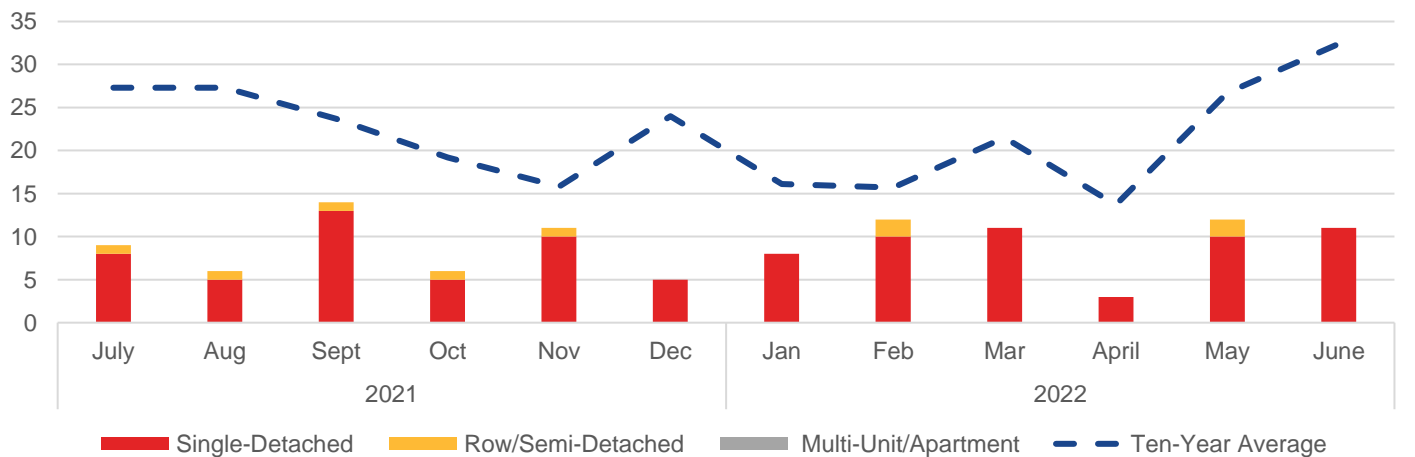
Total Housing Inventory Grande Prairie



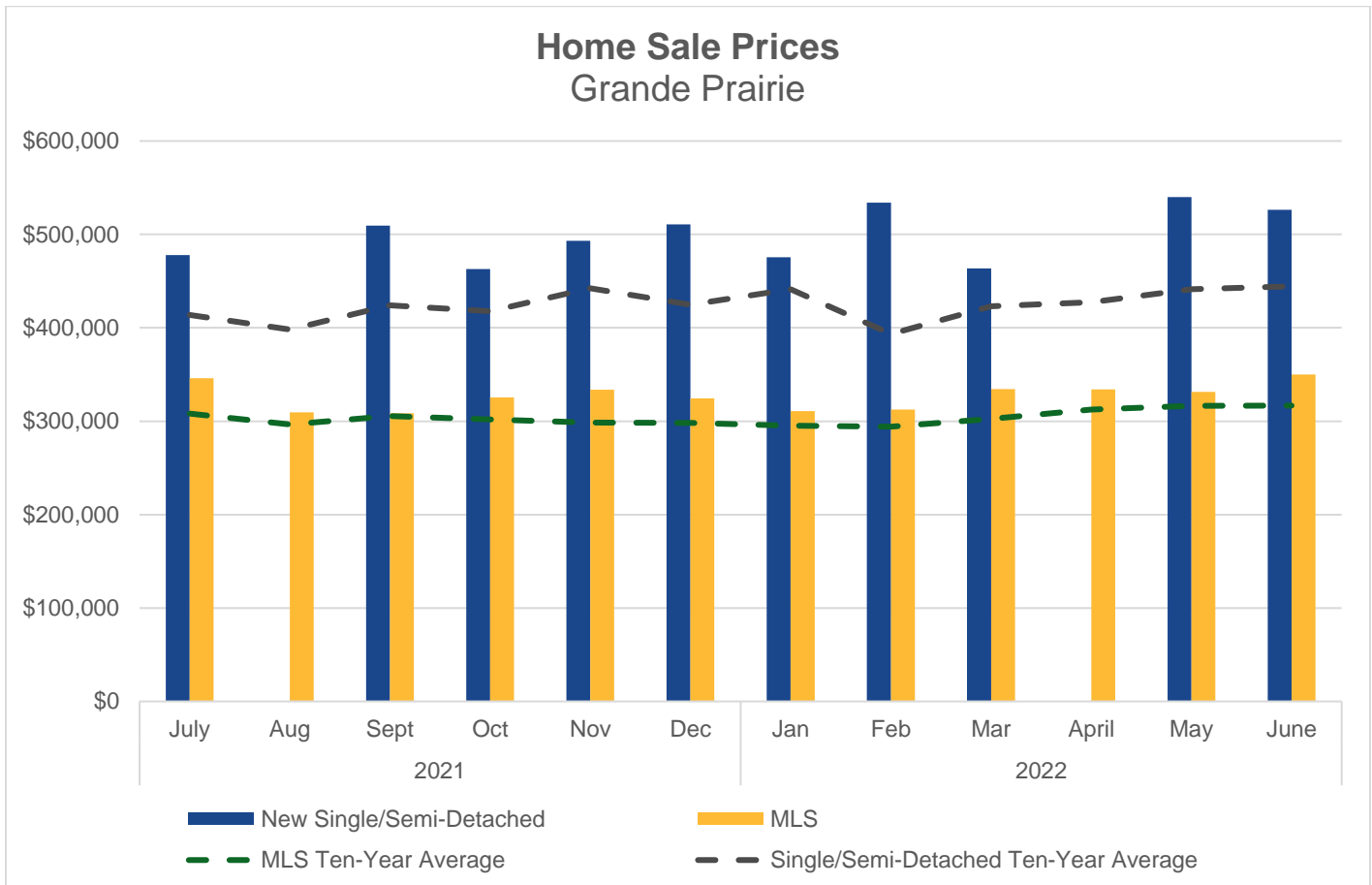
Home Sales

	June 2022 Actual	Month to Month (Units)	Year over Year (Units)	Year-to-Date (Units)	Ten-Year Average (Units)
Total New Homes	11	-1	-1	1	-15
Single Detached	11	1	-3	3	-12
Row/Semi-Detached	0	-2	2	-2	-1
Multi-Unit/Apartment	0	0	0	0	-2
MLS System	157	-26	45	130	-42

Home Sales Grande Prairie



Home Sale Prices					
	June 2022 Actual	Month to Month (%)	Year over Year (%)	Year-to-Date (%)	Ten-Year Average (%)
Single/Semi-Detached	\$526,484	-2.5%	N/A	4.8%	18.5%
MLS System	\$349,961	5.6%	10.7%	5.8%	10.5%



Note: CMHC sales price information was not available for June or August 2021 or April 2022.

Sources

Information on housing starts, housing inventory, new home sales, and new home prices come from [CMHC's Housing Market Information Portal](#). Information on MLS residential housing prices and sales are from [Alberta Real Estate Association's \(AREA\) online statistics](#).

BILD Alberta prepares housing market update reports monthly for the province of Alberta.