


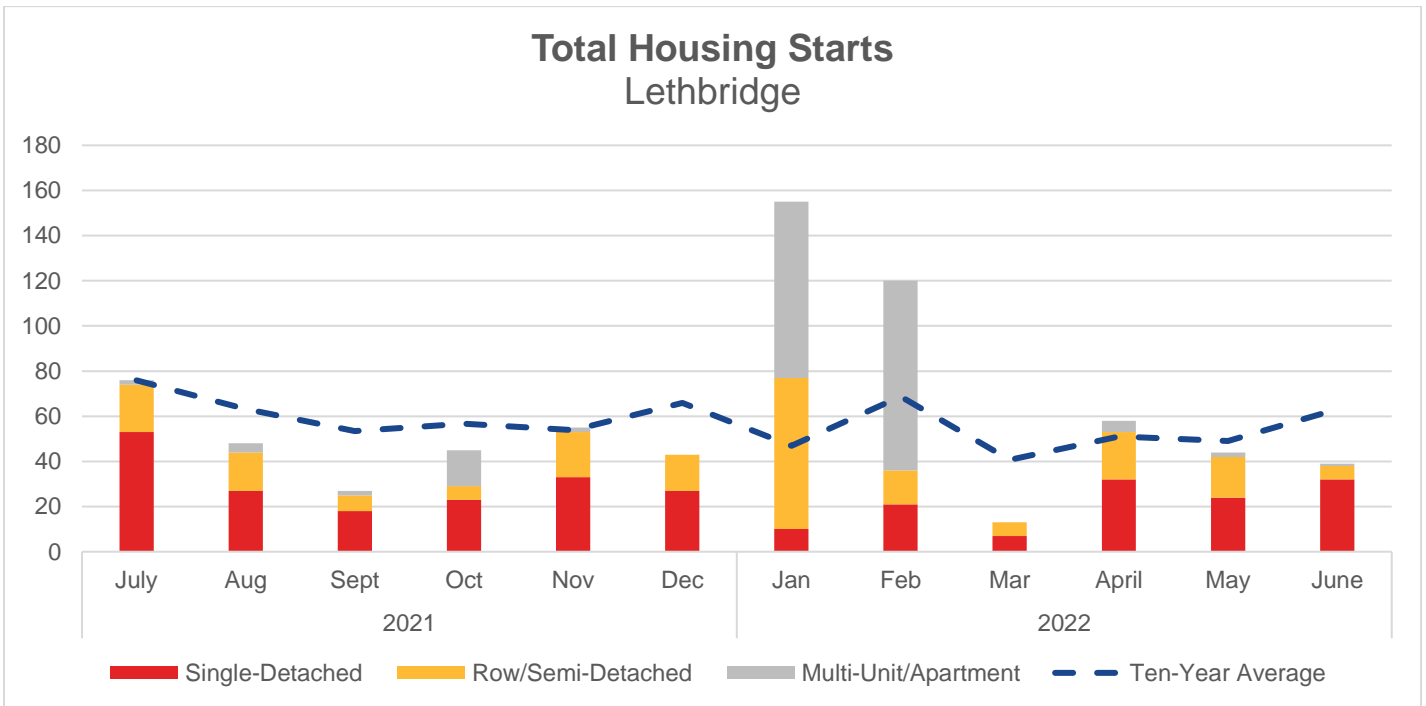


LETHBRIDGE HOUSING REPORT

For June 2022

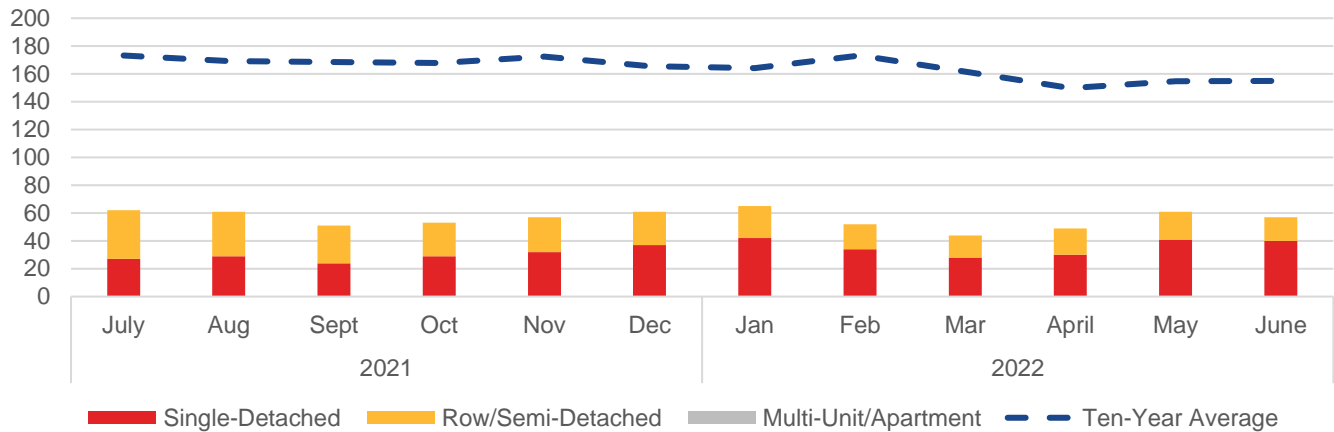


Housing Starts					
	June 2022 Actual	Month to Month (Units)	Year over Year (Units)	Year-to-Date (Units)	Ten-Year Average (Units)
Total	39	-5	-3	84	-24
Single Detached	32	8	-5	-54	-7
Row/Semi-Detached	6	-12	4	88	-6
Multi-Unit/Apartment	1	-1	-2	50	-12



Housing Inventory					
	June 2022 Actual	Month to Month (Units)	Year over Year (Units)	Year-to-Date (Units)	Ten-Year Average (Units)
Total	57	-4	-9	-141	-98
Single Detached	40	-1	10	0	-57
Row/Semi-Detached	17	-3	-19	-141	-14
Multi-Unit/Apartment	0	0	0	0	-27

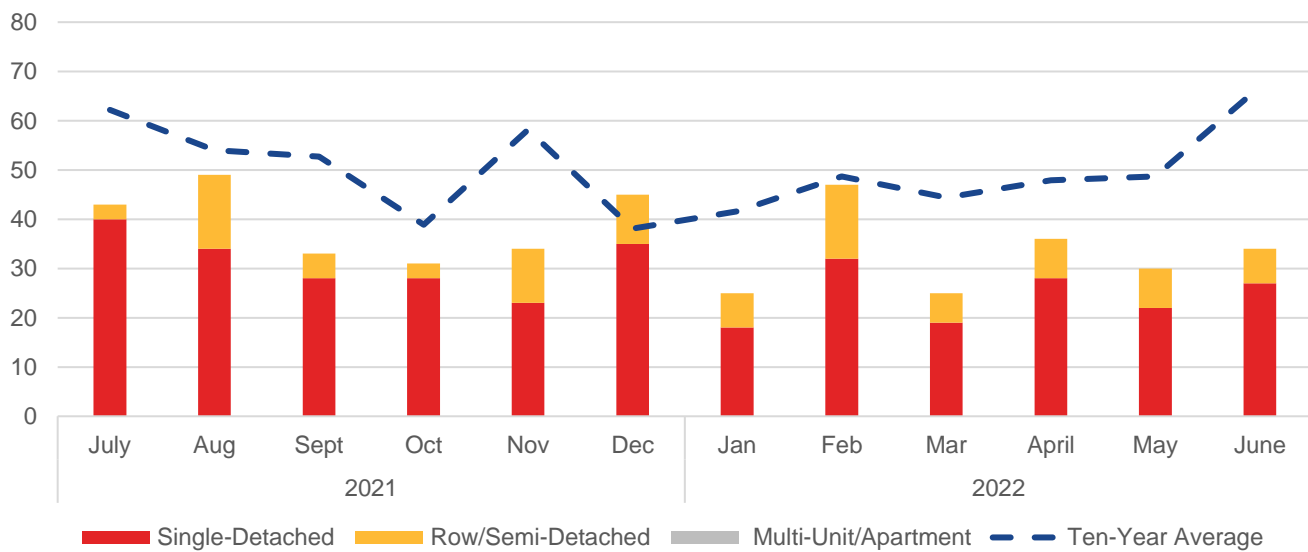
Total Housing Inventory Lethbridge



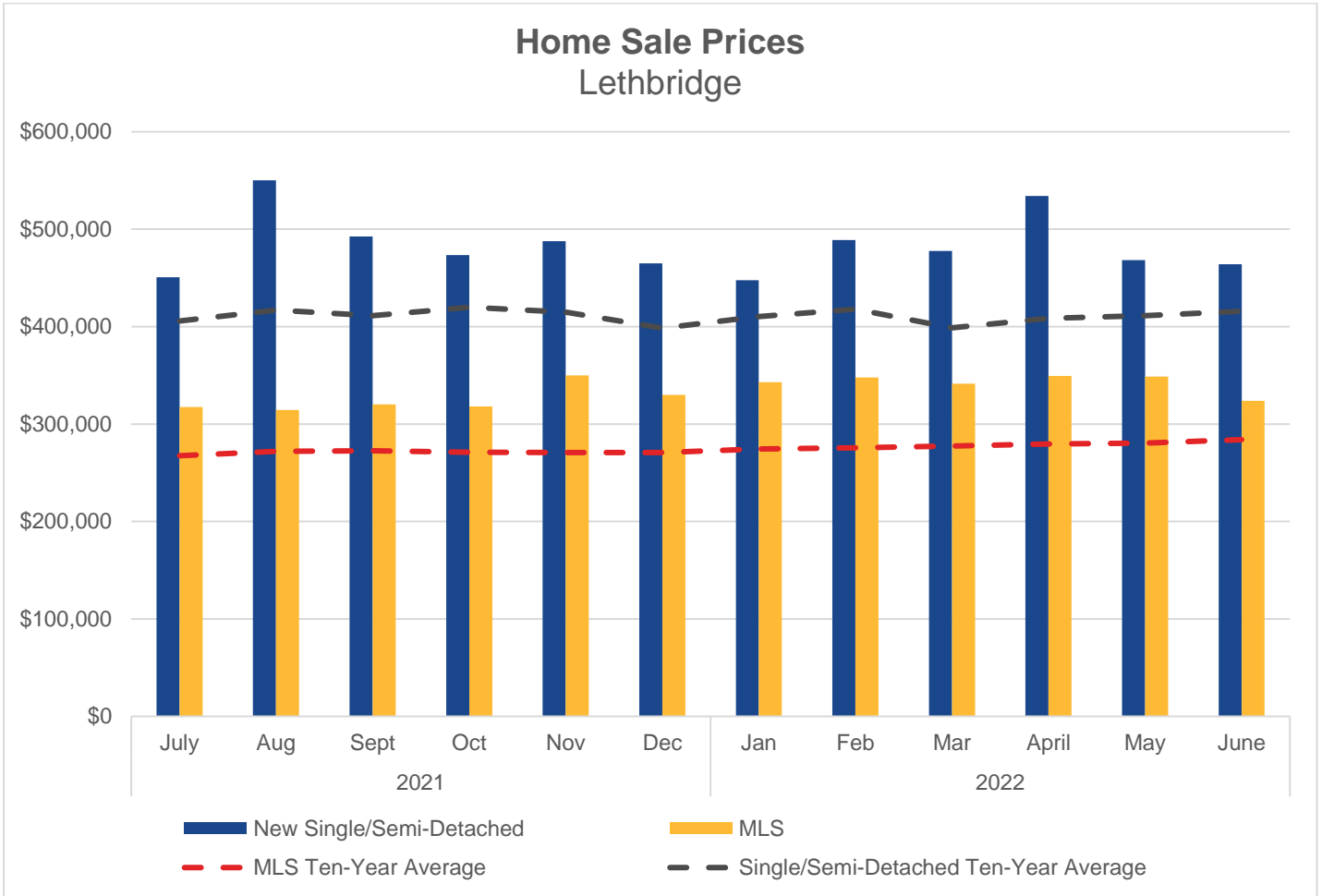
Home Sales

	June 2022 Actual	Month to Month (Units)	Year over Year (Units)	Year-to-Date (Units)	Ten-Year Average (Units)
Total New Homes	34	4	-17	-40	-33
Single Detached	27	5	-6	-22	-27
Row/Semi-Detached	7	-1	-6	-13	-4
Multi-Unit/Apartment	0	0	-5	-5	-2
MLS System	236	7	-29	15	-23

Home Sales Lethbridge



Home Sale Prices					
	June 2022 Actual	Month to Month (%)	Year over Year (%)	Year-to-Date (%)	Ten-Year Average (%)
Single/Semi-Detached	\$500,608	6.9%	7.9%	9.8%	20.4%
MLS System	\$346,155	-0.7%	6.9%	8.5%	21.9%



Sources

Information on housing starts, housing inventory, new home sales, and new home prices come from [CMHC's Housing Market Information Portal](#). Information on MLS residential housing prices and sales are from [Alberta Real Estate Association's \(AREA\) online statistics](#).

BILD Alberta prepares housing market update reports monthly for the province of Alberta.