


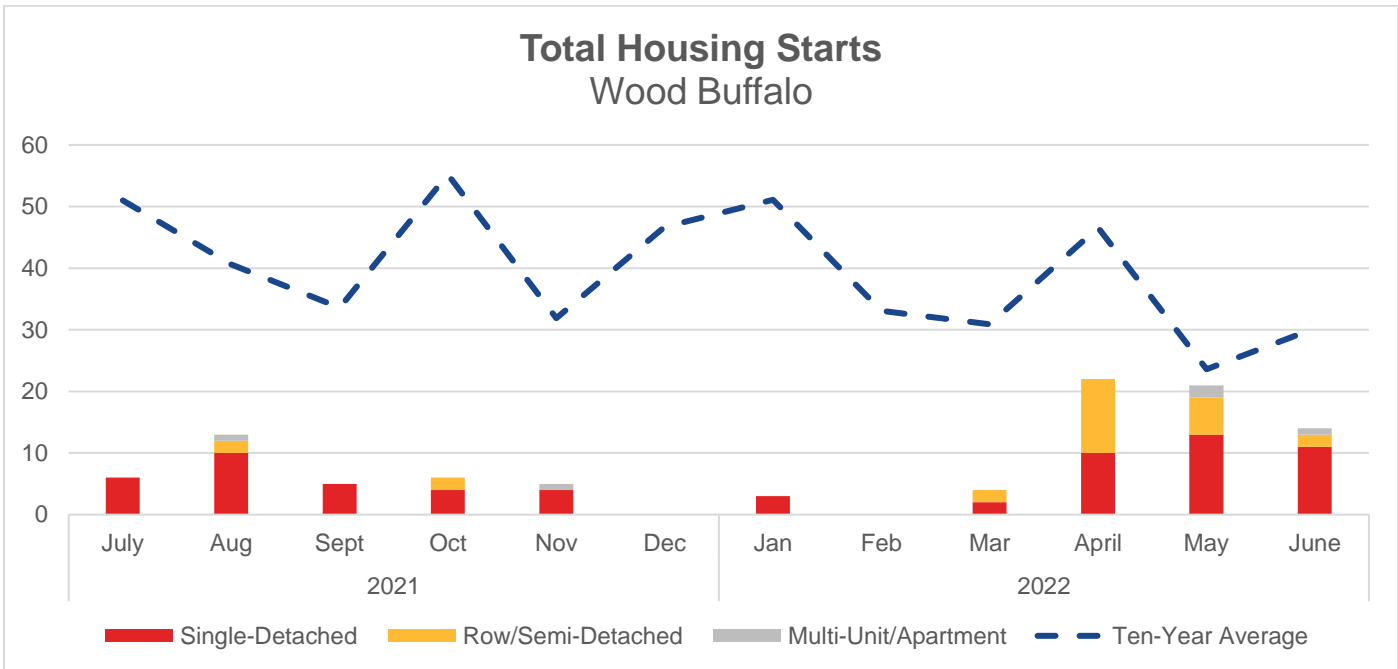


# WOOD BUFFALO HOUSING REPORT

For June 2022

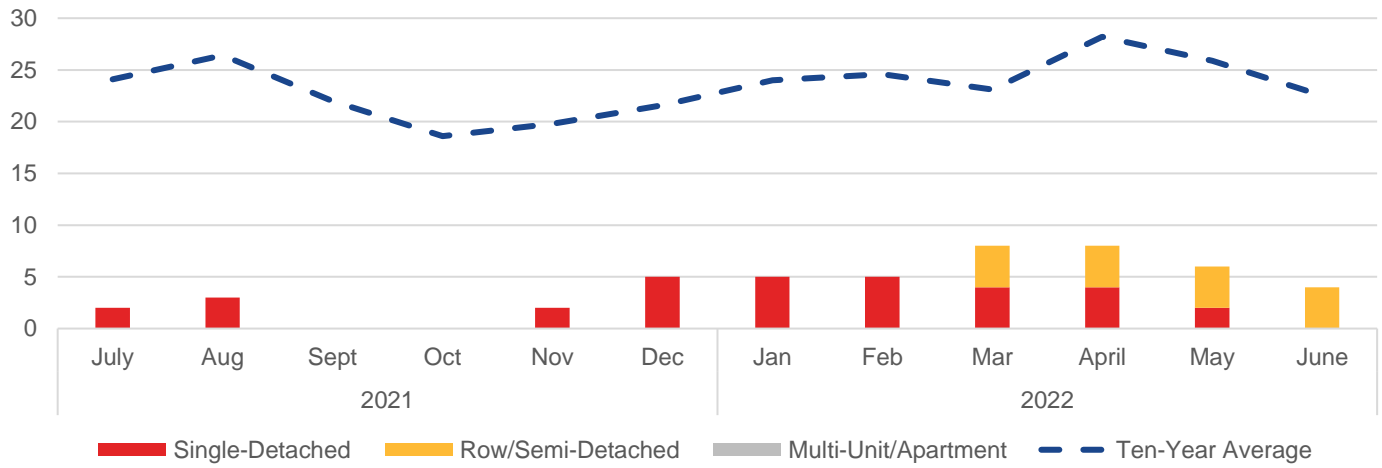


Housing Starts					
	June 2022 Actual	Month to Month (Units)	Year over Year (Units)	Year-to-Date (Units)	Ten-Year Average (Units)
<b>Total</b>	14	-7	4	23	-16
<b>Single Detached</b>	11	-2	2	5	0
<b>Row/Semi-Detached</b>	2	-4	2	17	-9
<b>Multi-Unit/Apartment</b>	1	-1	0	1	-8



Housing Inventory					
	June 2022 Actual	Month to Month (Units)	Year over Year (Units)	Year-to-Date (Units)	Ten-Year Average (Units)
<b>Total</b>	4	-2	3	10	-19
<b>Single Detached</b>	0	-2	-1	16	-9
<b>Row/Semi-Detached</b>	4	0	4	-6	-7
<b>Multi-Unit/Apartment</b>	0	0	0	0	-3

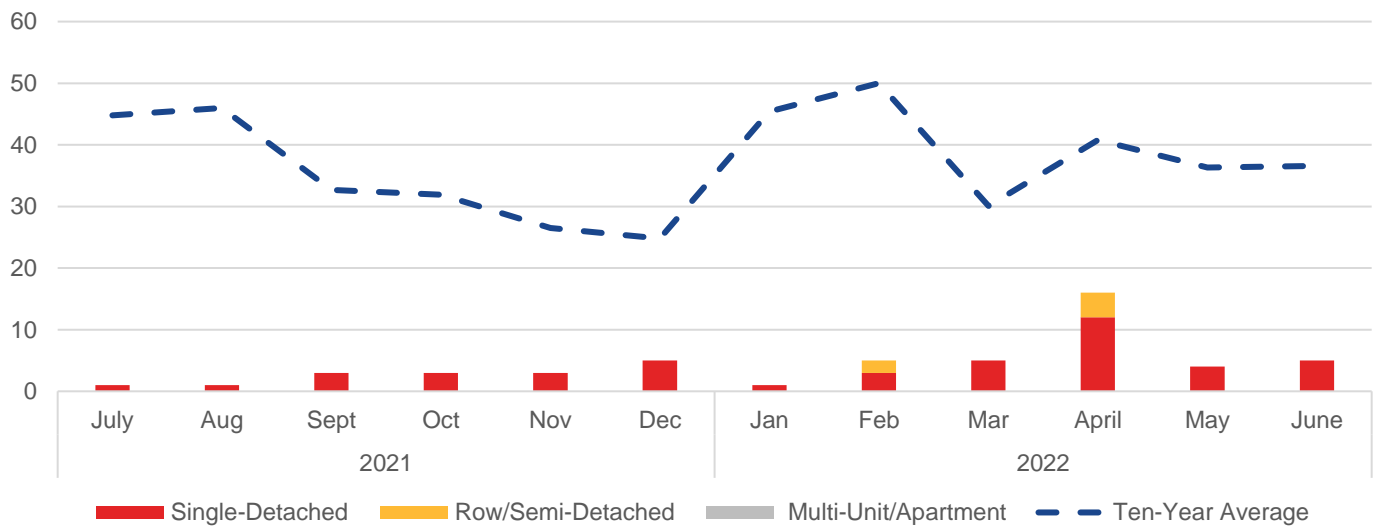
### Total Housing Inventory Wood Buffalo



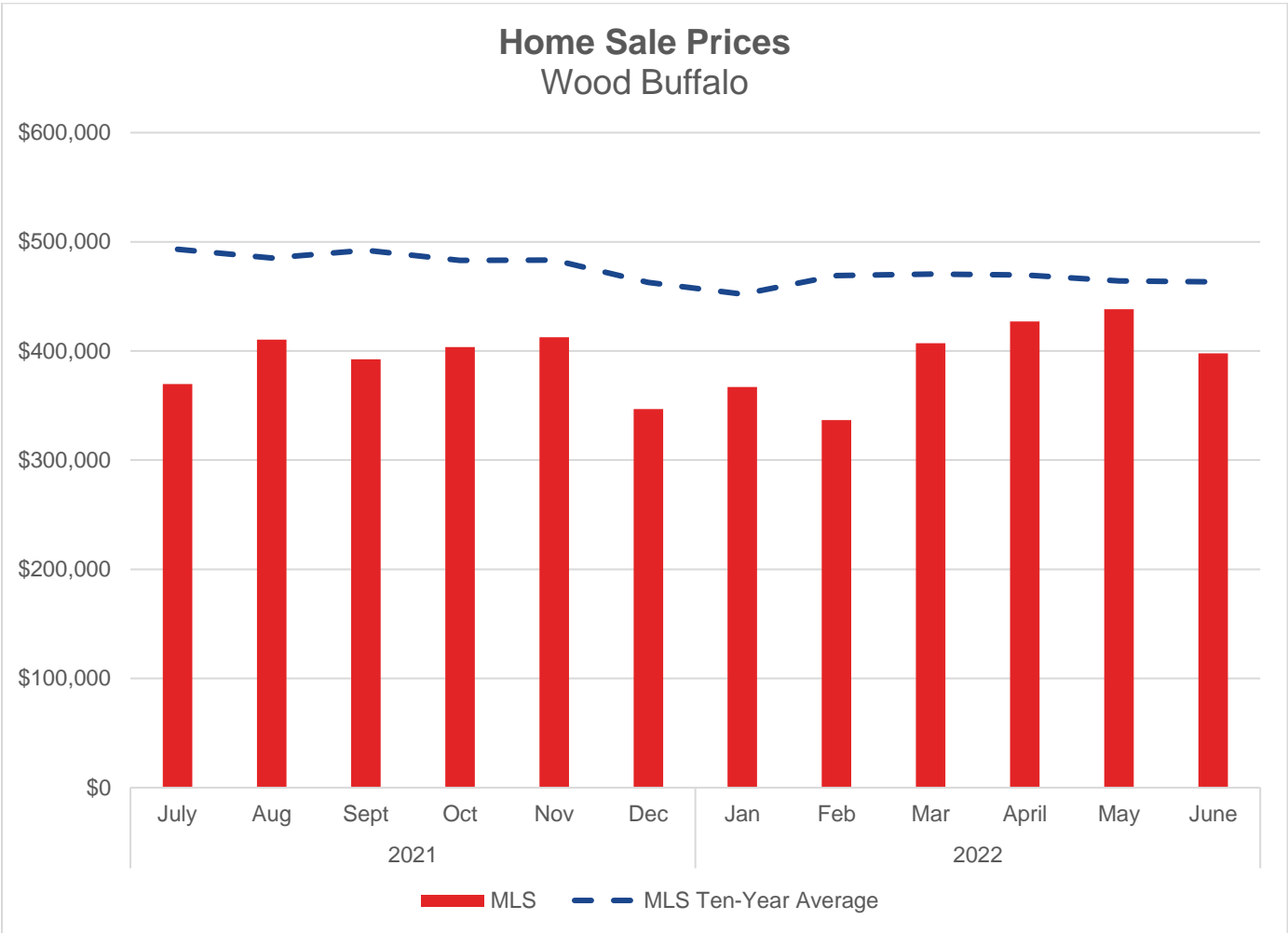
### Home Sales

	June 2022 Actual	Month to Month (Units)	Year over Year (Units)	Year-to-Date (Units)	Ten-Year Average (Units)
<b>Total New Homes</b>	5	1	-2	-166	-32
<b>Single Detached</b>	5	1	0	12	-20
<b>Row/Semi-Detached</b>	0	0	-2	-178	-7
<b>Multi-Unit/Apartment</b>	0	0	0	0	-4
<b>MLS System</b>	127	-7	-13	88	-4

### Home Sales Wood Buffalo



Home Sale Prices					
	June 2022 Actual	Month to Month (%)	Year over Year (%)	Year-to-Date (%)	Ten-Year Average (%)
MLS System	\$397,857	-9.2%	-0.3%	1.1%	-14.1%



**Sources**

Information on housing starts, housing inventory, new home sales, and new home prices come from [CMHC's Housing Market Information Portal](#). Information on MLS residential housing prices and sales are from [Alberta Real Estate Association's \(AREA\) online statistics](#).