

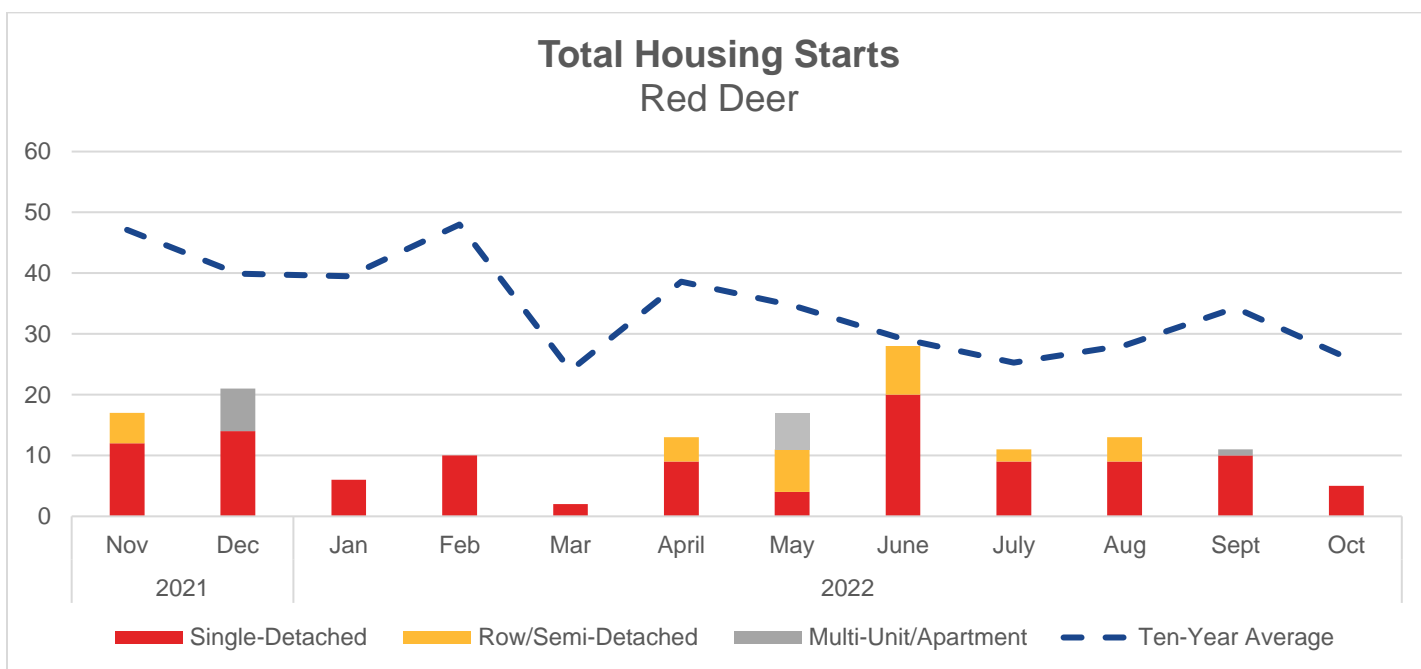


CENTRAL ALBERTA HOUSING REPORT

For October 2022

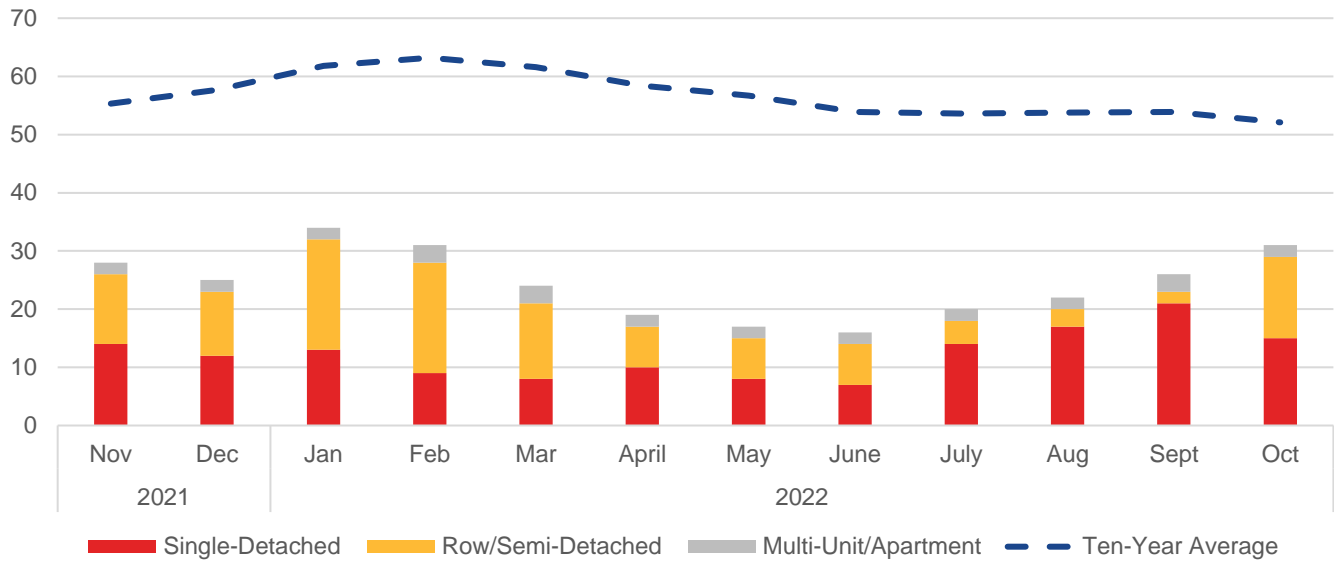


Housing Starts					
	Oct 2022 Actual	Month to Month (Units)	Year over Year (Units)	Year-to-Date (Units)	Ten-Year Average (Units)
Total	25	14	20	-33	-1
Single Detached	8	-2	3	-2	-8
Row/Semi-Detached	15	15	15	-16	5
Multi-Unit/Apartment	2	1	2	-15	2



Housing Inventory					
	Oct 2022 Actual	Month to Month (Units)	Year over Year (Units)	Year-to-Date (Units)	Ten-Year Average (Units)
Total	28	2	-3	-78	-24
Single Detached	22	1	7	-72	-14
Row/Semi-Detached	3	1	-11	-2	-8
Multi-Unit/Apartment	3	0	1	-4	-2

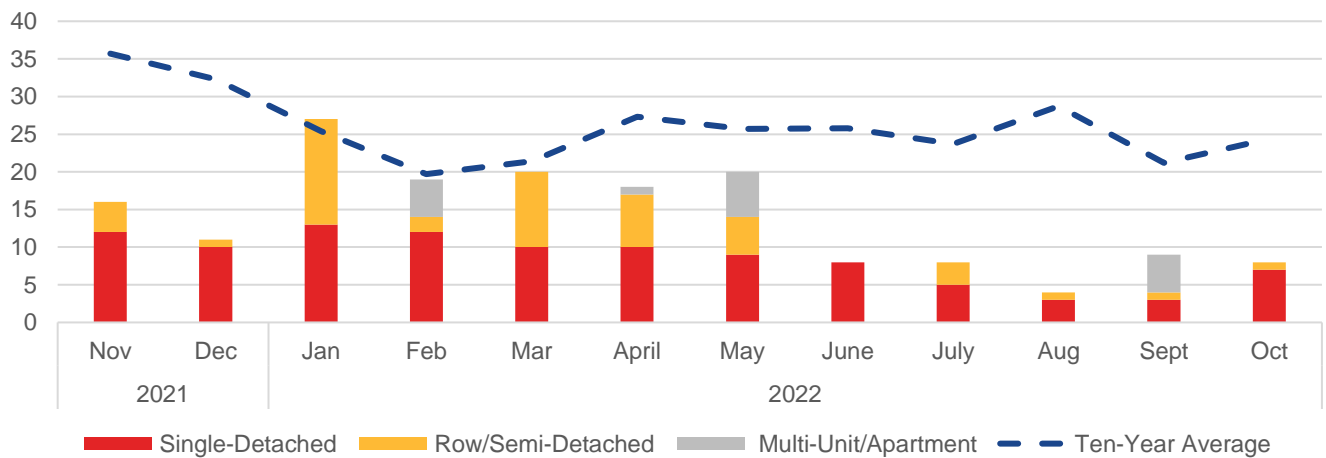
Total Housing Inventory Red Deer



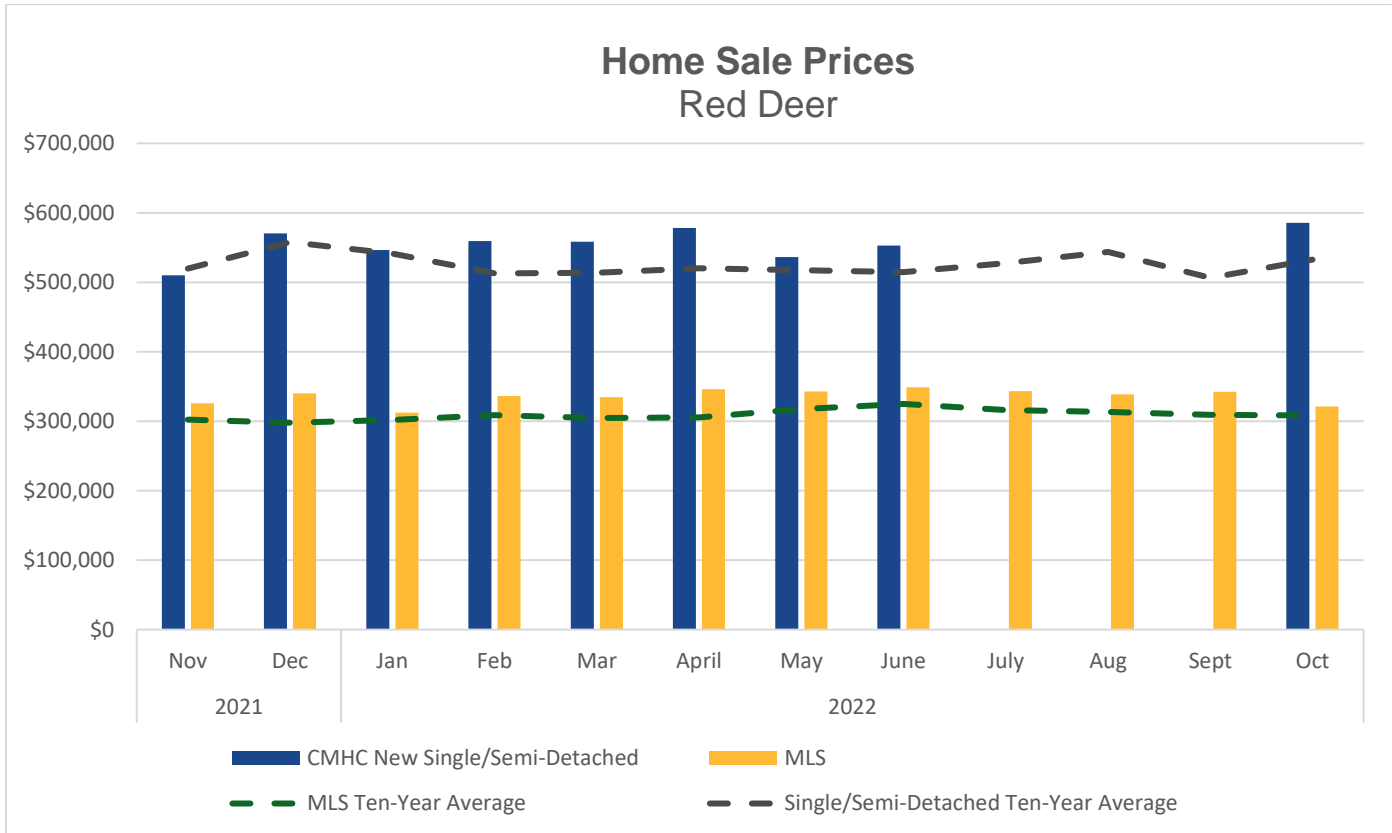
Home Sales

	Oct 2022 Actual	Month to Month (Units)	Year over Year (Units)	Year-to-Date (Units)	Ten-Year Average (Units)
Total New Homes	8	-1	-7	18	-16
Single Detached	7	4	-3	-4	-11
Row/Semi-Detached	1	0	-4	15	-5
Multi-Unit/Apartment	0	-5	0	7	-1
MLS System	142	16	10	141	-145

Home Sales Red Deer



Home Sale Prices					
	Oct 2022 Actual	Month to Month (%)	Year over Year (%)	Year-to-Date (%)	Ten-Year Average (%)
Single/Semi-Detached	\$585,755	N/A	3.7%	2.0%	10.0%
MLS System	\$320,941	-6.3%	-5.2%	-0.7%	4.1%



Note: CMHC sales price information was not available for July, August or September 2022.

Sources

Information on housing starts, housing inventory, new home sales, and new home prices come from [CMHC's Housing Market Information Portal](#). Information on MLS residential housing prices and sales are from [Alberta Real Estate Association's \(AREA\) online statistics](#).

BILD Alberta prepares housing market update reports monthly for the province of Alberta.