

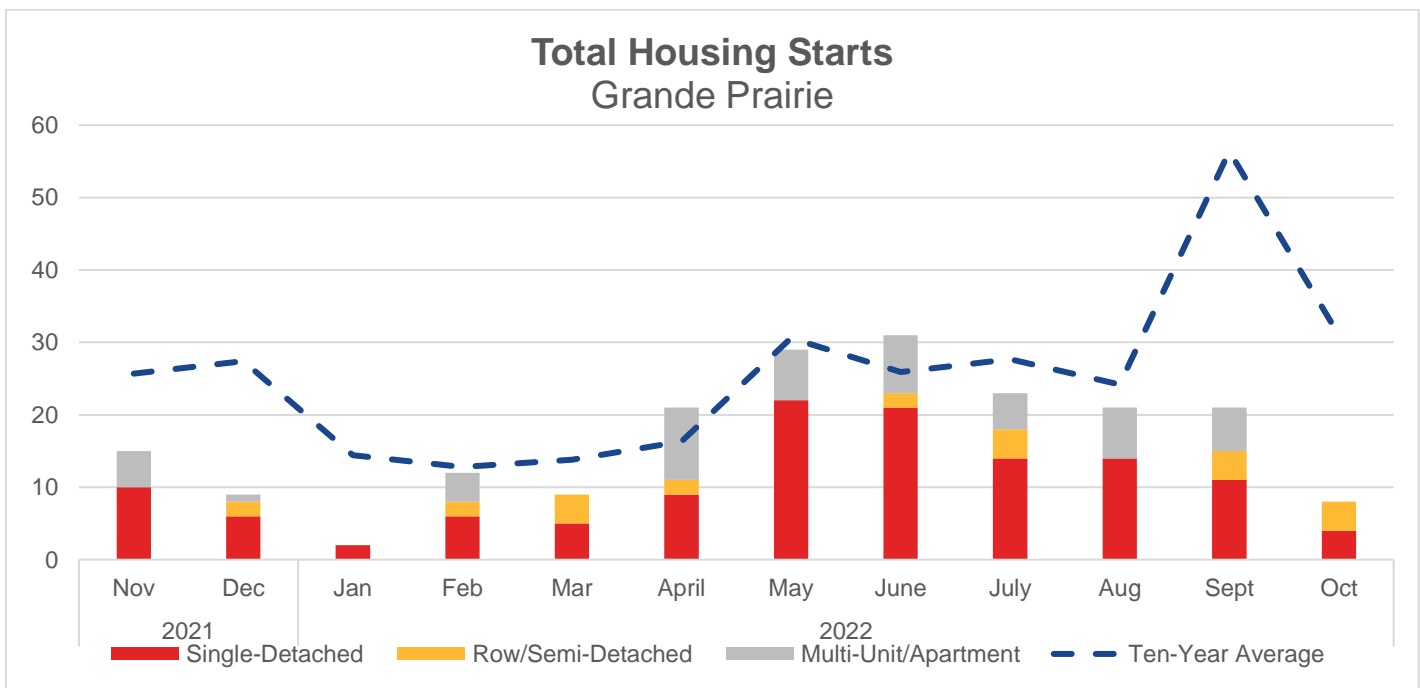


GRANDE PRAIRIE HOUSING REPORT

For October 2022

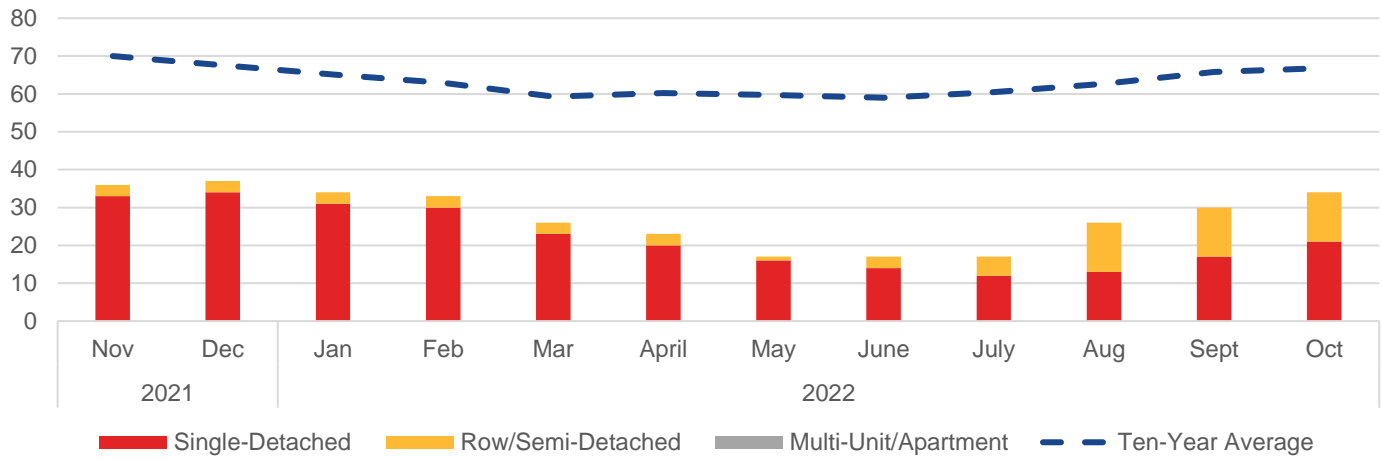


Housing Starts					
	Oct 2022 Actual	Month to Month (Units)	Year over Year (Units)	Year-to-Date (Units)	Ten-Year Average (Units)
Total	8	-13	-4	69	-23
Single Detached	4	-7	-3	37	-15
Row/Semi-Detached	4	0	2	4	-6
Multi-Unit/Apartment	0	-6	-3	28	-2



Housing Inventory					
	Oct 2022 Actual	Month to Month (Units)	Year over Year (Units)	Year-to-Date (Units)	Ten-Year Average (Units)
Total	34	4	-5	-206	-33
Single Detached	21	4	-14	-203	-35
Row/Semi-Detached	13	0	9	-3	3
Multi-Unit/Apartment	0	0	0	0	0

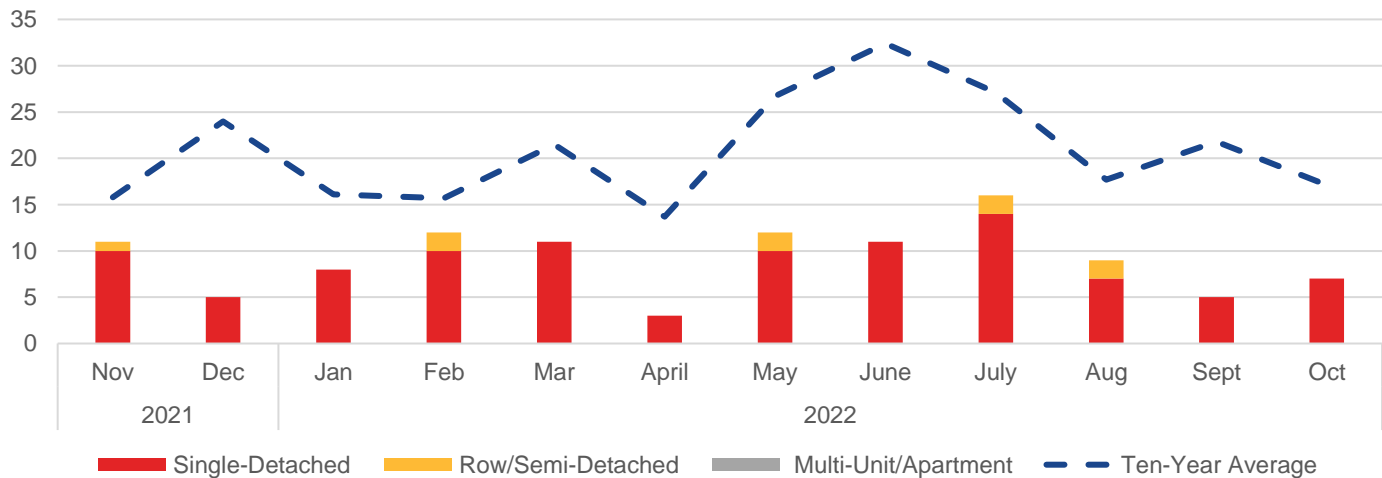
Total Housing Inventory Grande Prairie



Home Sales

	Oct 2022 Actual	Month to Month (Units)	Year over Year (Units)	Year-to-Date (Units)	Ten-Year Average (Units)
Total New Homes	7	2	1	4	-10
Single Detached	7	2	2	8	-7
Row/Semi-Detached	0	0	-1	-4	-2
Multi-Unit/Apartment	0	0	0	0	-1
MLS System	90	-3	-29	86	-105

Home Sales Grande Prairie



Home Sale Prices					
	Oct 2022 Actual	Month to Month (%)	Year over Year (%)	Year-to-Date (%)	Ten-Year Average (%)
Single/Semi-Detached	\$553,405	10.8%	19.5%	7.2%	25.0%
MLS System	\$308,269	1.3%	-5.2%	2.8%	0.9%



Note: CMHC sales price information was not available for April 2022.

Sources

Information on housing starts, housing inventory, new home sales, and new home prices come from [CMHC's Housing Market Information Portal](#). Information on MLS residential housing prices and sales are from [Alberta Real Estate Association's \(AREA\) online statistics](#).

BILD Alberta prepares housing market update reports monthly for the province of Alberta.