


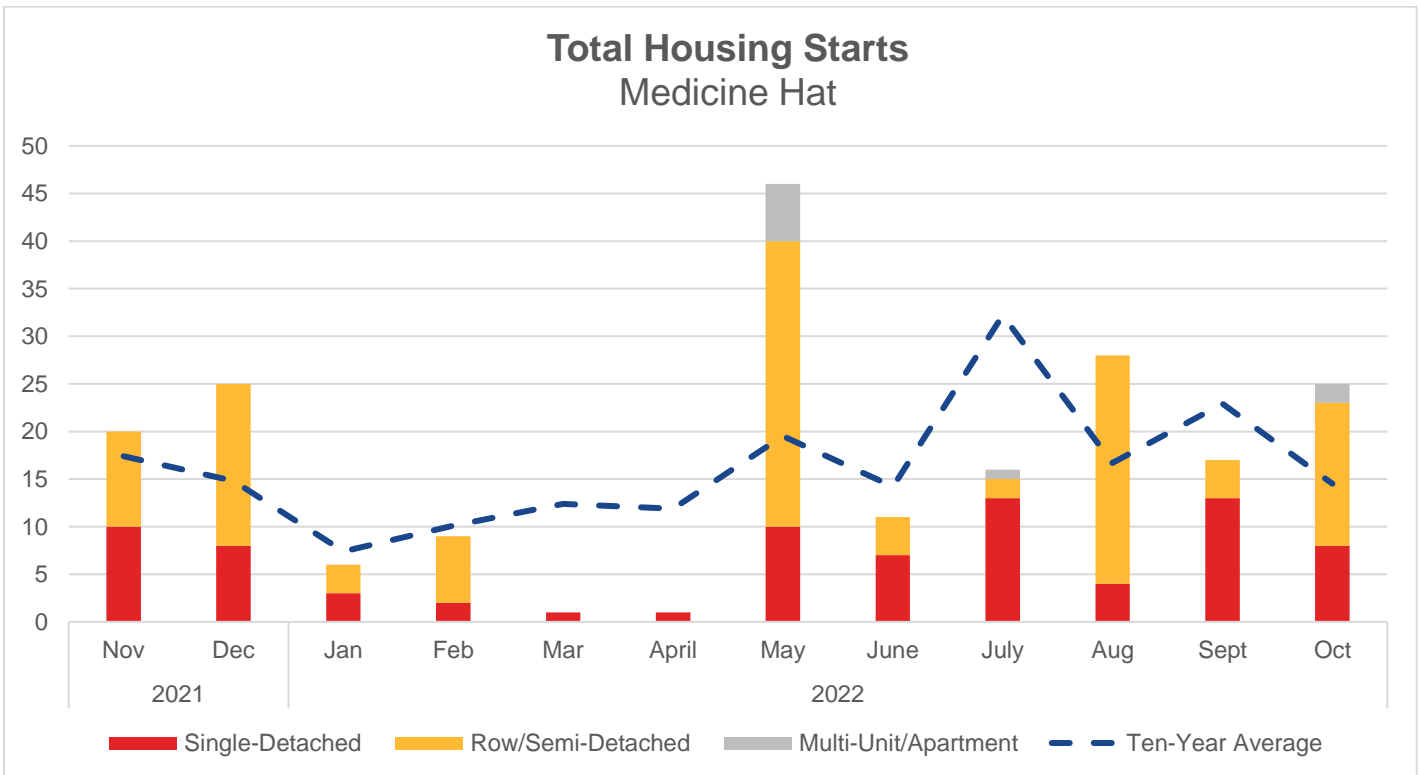


MEDICINE HAT HOUSING REPORT

For October 2022

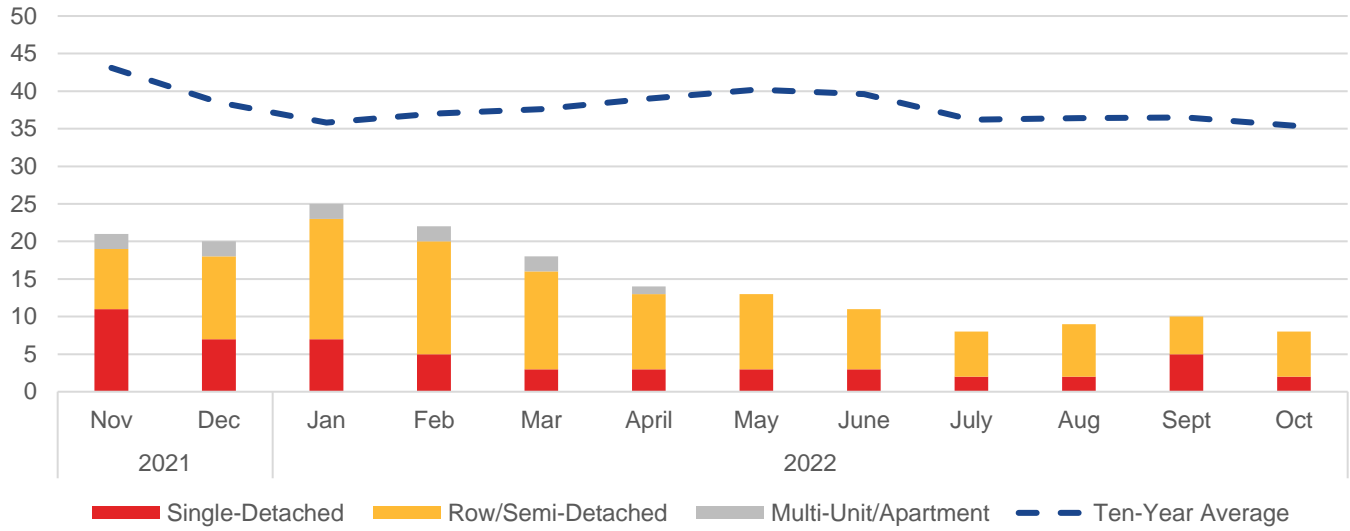


| Housing Starts | | | | | |
|-----------------------------|-----------------|------------------------|------------------------|----------------------|--------------------------|
| | Oct 2022 Actual | Month to Month (Units) | Year over Year (Units) | Year-to-Date (Units) | Ten-Year Average (Units) |
| Total | 25 | 8 | 15 | 56 | 11 |
| Single Detached | 8 | -5 | -2 | -18 | -2 |
| Row/Semi-Detached | 15 | 11 | 15 | 69 | 11 |
| Multi-Unit/Apartment | 2 | 2 | 2 | 5 | 2 |



| Housing Inventory | | | | | |
|-----------------------------|-----------------|------------------------|------------------------|----------------------|--------------------------|
| | Oct 2022 Actual | Month to Month (Units) | Year over Year (Units) | Year-to-Date (Units) | Ten-Year Average (Units) |
| Total | 8 | -2 | -12 | -54 | -27 |
| Single Detached | 2 | -3 | -8 | -48 | -23 |
| Row/Semi-Detached | 6 | 1 | -2 | 15 | -1 |
| Multi-Unit/Apartment | 0 | 0 | -2 | -21 | -4 |

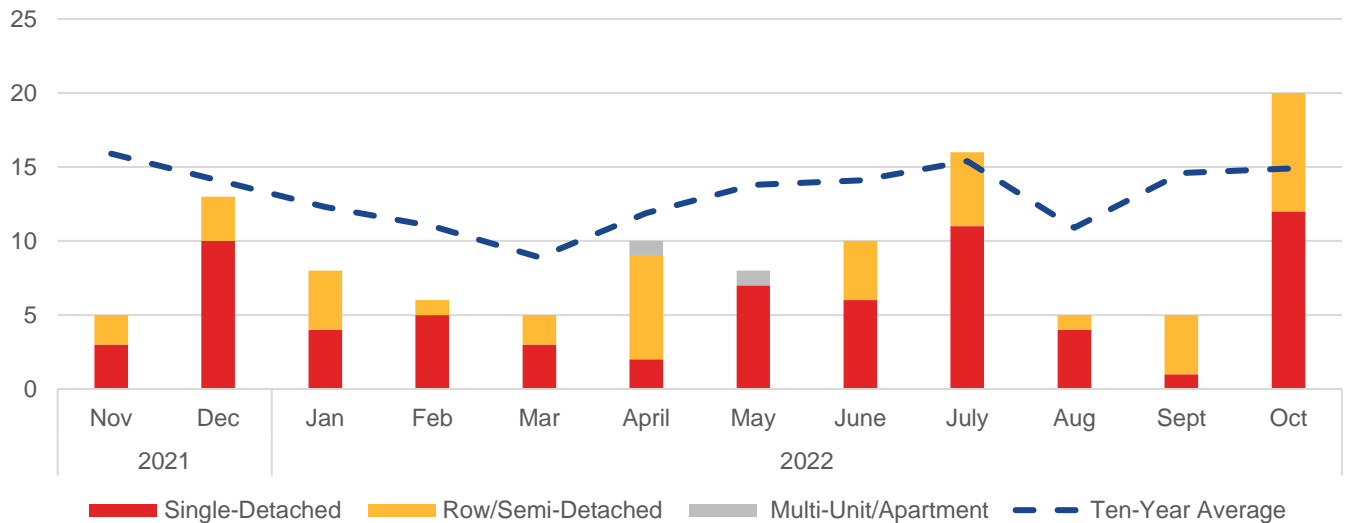
Total Housing Inventory Medicine Hat



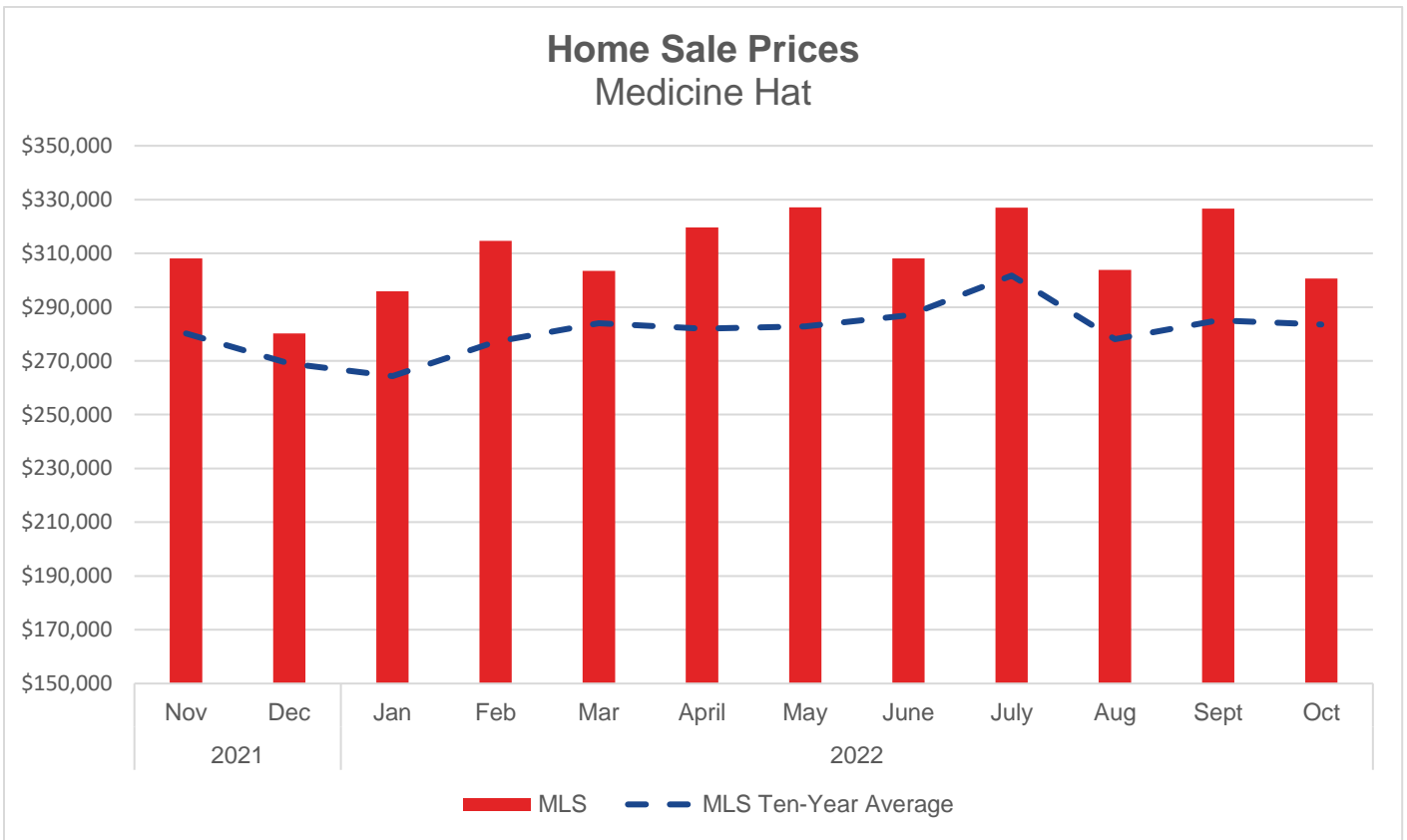
Home Sales

| | Oct 2022 Actual | Month to Month (Units) | Year over Year (Units) | Year-to-Date (Units) | Ten-Year Average (Units) |
|-----------------------------|-----------------|------------------------|------------------------|----------------------|--------------------------|
| Total New Homes | 20 | 15 | 14 | 33 | 5 |
| Single Detached | 12 | 11 | 8 | 1 | 2 |
| Row/Semi-Detached | 8 | 4 | 6 | 31 | 6 |
| Multi-Unit/Apartment | 0 | 0 | 0 | 1 | -3 |
| MLS System | 82 | -2 | -18 | -143 | -26 |

Home Sales Medicine Hat



| Home Sale Prices | | | | | |
|------------------|-----------------|--------------------|--------------------|------------------|----------------------|
| | Oct 2022 Actual | Month to Month (%) | Year over Year (%) | Year-to-Date (%) | Ten-Year Average (%) |
| MLS System | \$300,593 | -8.0% | -2.8% | 3.0% | 6.0% |



Sources

Information on housing starts, housing inventory, new home sales, and new home prices come from [CMHC's Housing Market Information Portal](#). Information on MLS residential housing prices and sales are from [Alberta Real Estate Association's \(AREA\) online statistics](#).

BILD Alberta prepares housing market update reports monthly for the province of Alberta.