

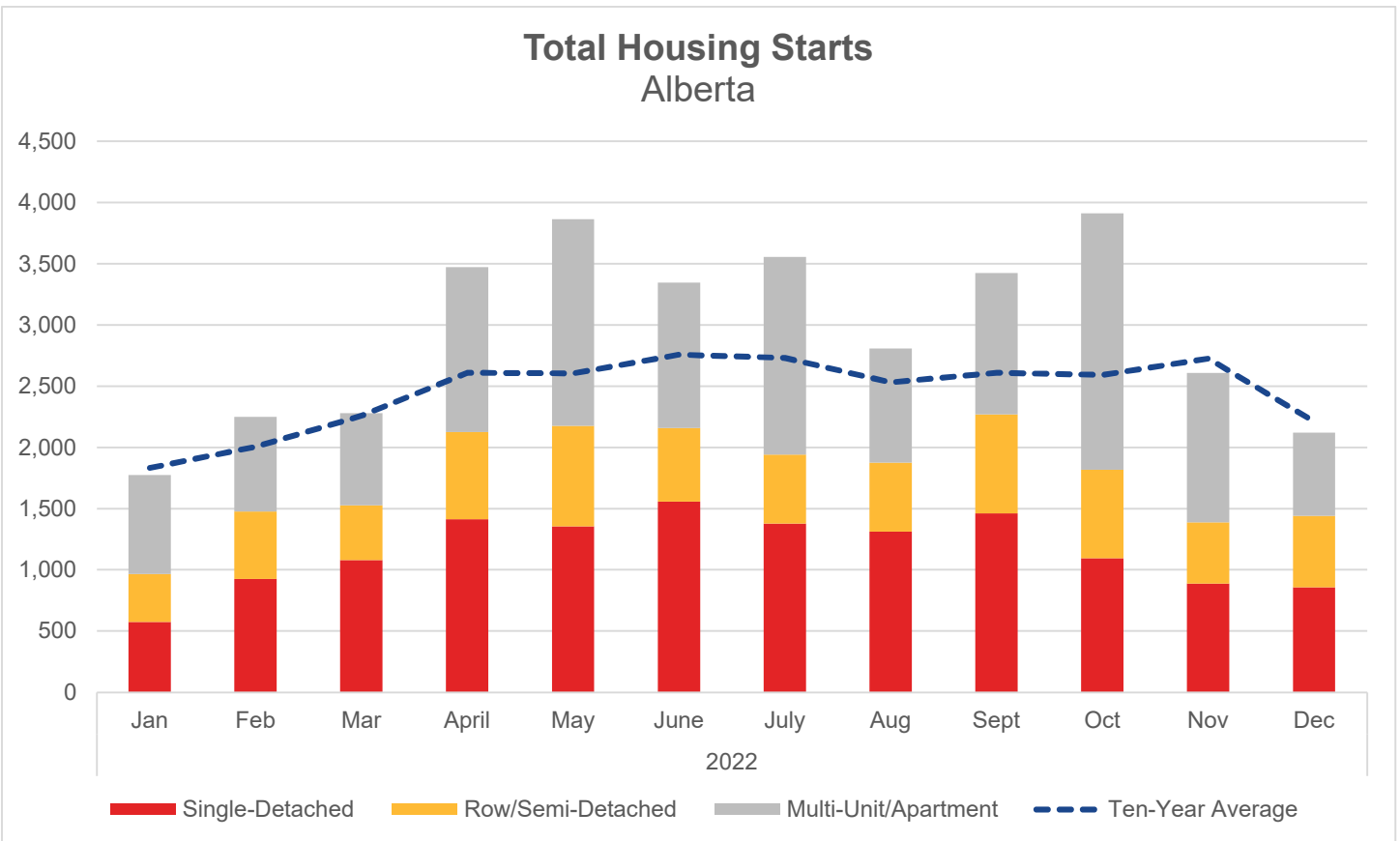


ALBERTA HOUSING REPORT

For December 2022

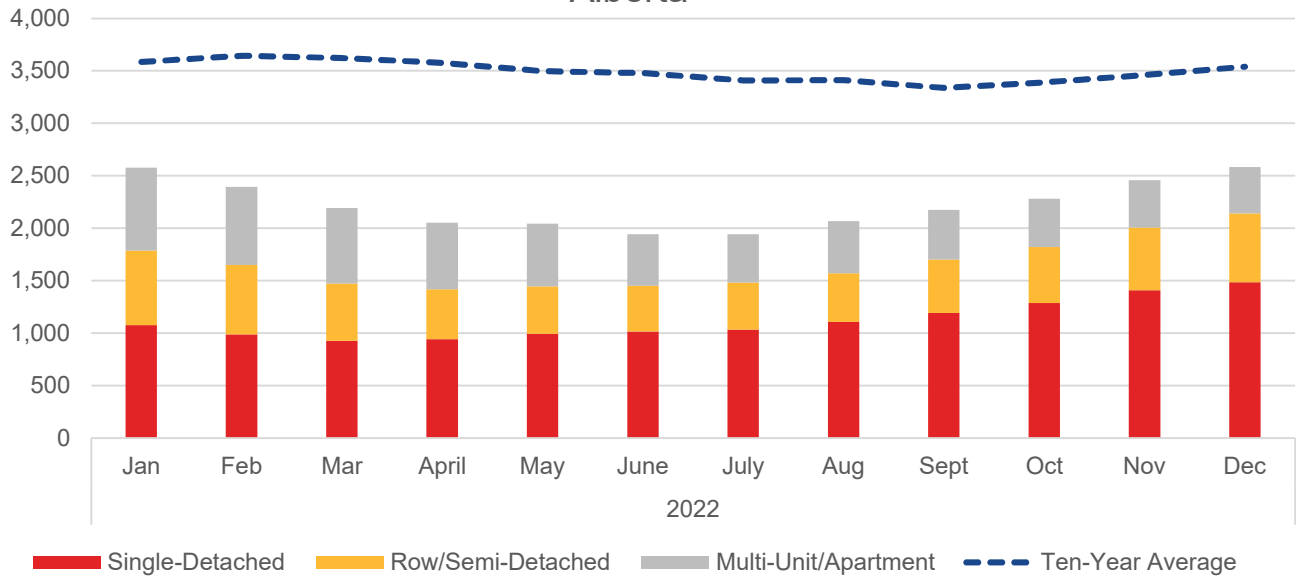


Housing Starts					
	Dec 2022 Actual	Month to Month (%)	Year over Year (%)	Year-to-Date (%)	Ten-Year Average (%)
Total	2,119	-18.7%	-15.3%	16.4%	-4.2%
Single Detached	856	-3.6%	-22.5%	5.5%	-9.0%
Row/Semi-Detached	585	17.0%	17.2%	9.1%	10.6%
Multi-Unit/Apartment	678	-44.4%	-24.6%	34.6%	-8.6%



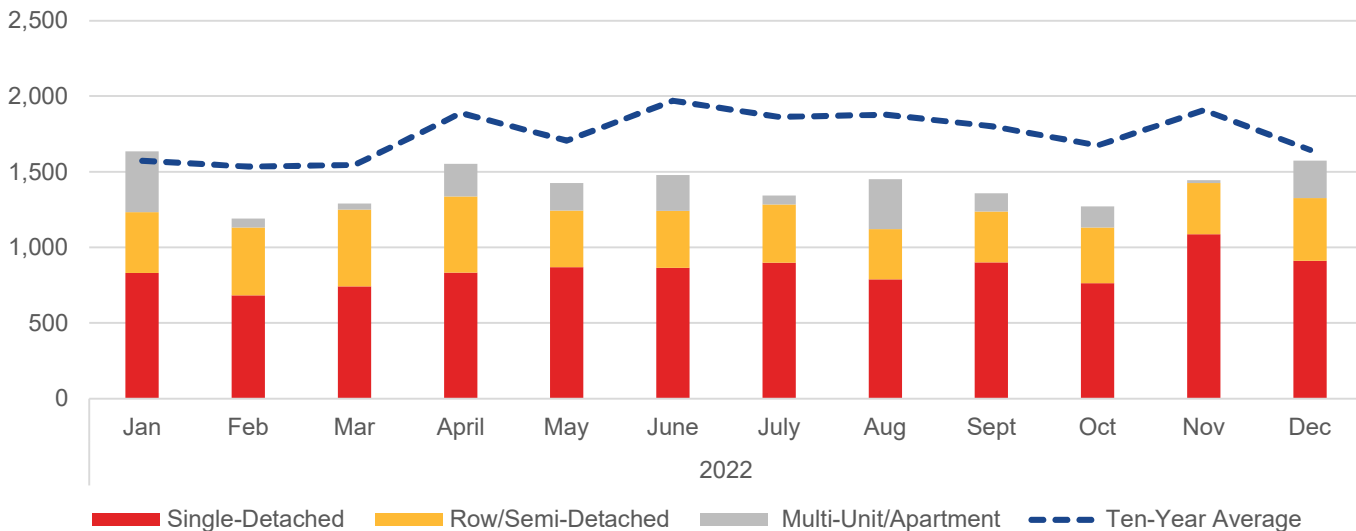
Housing Inventory					
	Dec 2022 Actual	Month to Month (%)	Year over Year (%)	Year-to-Date (%)	Ten-Year Average (%)
Total	2,583	5.1%	-9.2%	-33.2%	-27.0%
Single Detached	1,485	5.4%	40.4%	2.5%	2.8%
Row/Semi-Detached	656	9.7%	-7.0%	-34.0%	-33.4%
Multi-Unit/Apartment	442	-2.0%	-59.1%	-60.3%	-60.2%

Total Housing Inventory Alberta

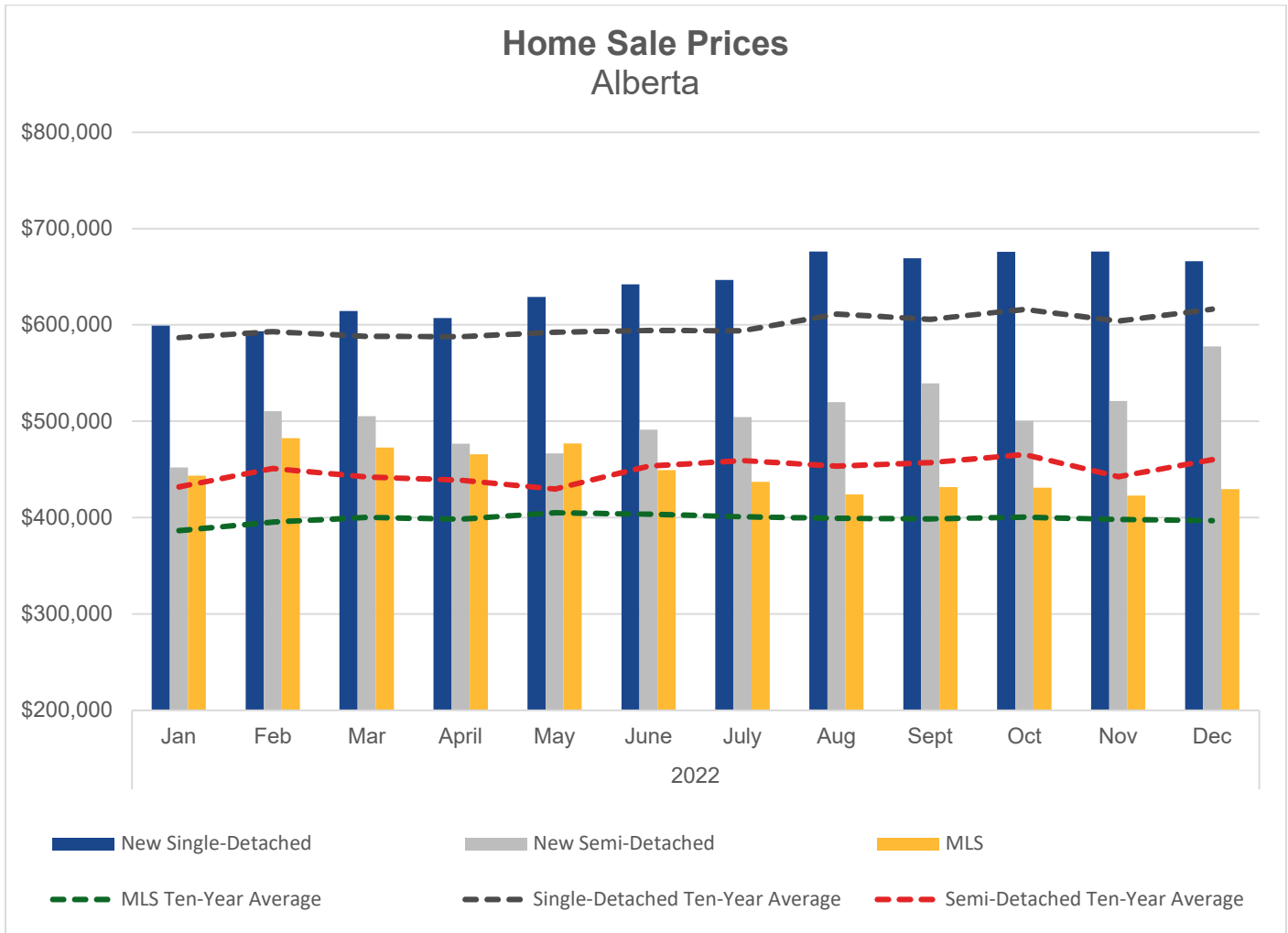


Home Sales					
	Dec 2022 Actual	Month to Month (%)	Year over Year (%)	Year-to-Date (%)	Ten-Year Average (%)
Total New Homes	1,574	8.9%	22.5%	0.5%	-4.3%
Single-Detached	912	-16.2%	18.9%	7.9%	4.3%
Row/Semi-Detached	415	23.1%	8.6%	-13.1%	-16.3%
Multi-Unit/Apartment	247	1135.0%	81.6%	2.7%	-10.0%
MLS System	3,296	-26.1%	-31.6%	-1.3%	4.7%

Home Sales Alberta



Home Sale Prices					
	Dec 2022 Actual	Month to Month (%)	Year over Year (%)	Year-to-Date (%)	Ten-Year Average (%)
Single Detached	\$666,185	-1.5%	11.6%	12.4%	8.1%
Semi-Detached	\$577,526	10.8%	25.9%	11.6%	25.5%
MLS System	\$429,496	1.6%	2.1%	4.6%	8.2%



Sources

Information on housing starts, housing inventory, new home sales, and new home prices come from [CMHC's Housing Market Information Portal](#). Information on MLS residential housing prices and sales are from [Alberta Real Estate Association's \(AREA\) online statistics](#).

BILD Alberta prepares housing market update reports monthly for the province of Alberta.