

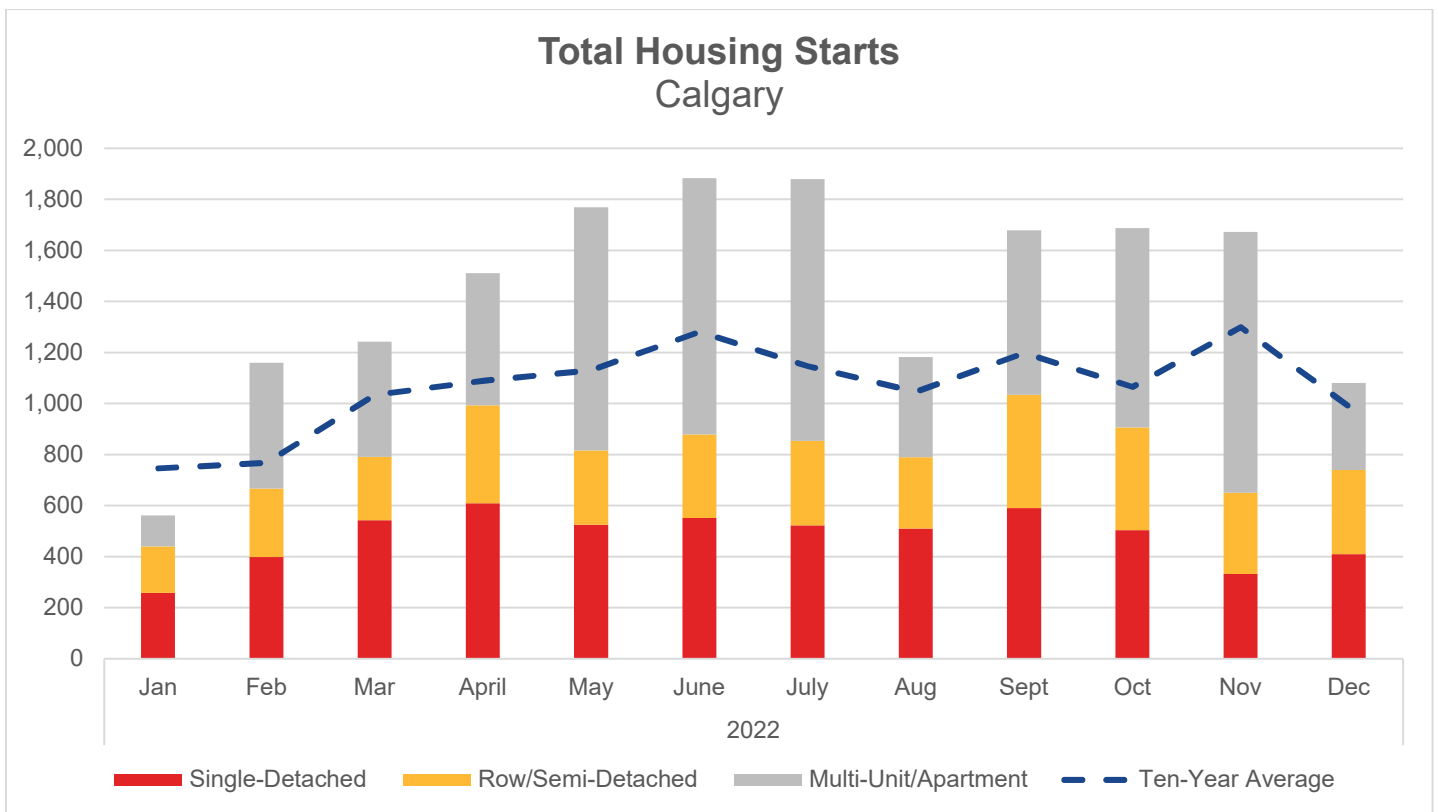


# CALGARY HOUSING REPORT

For December 2022

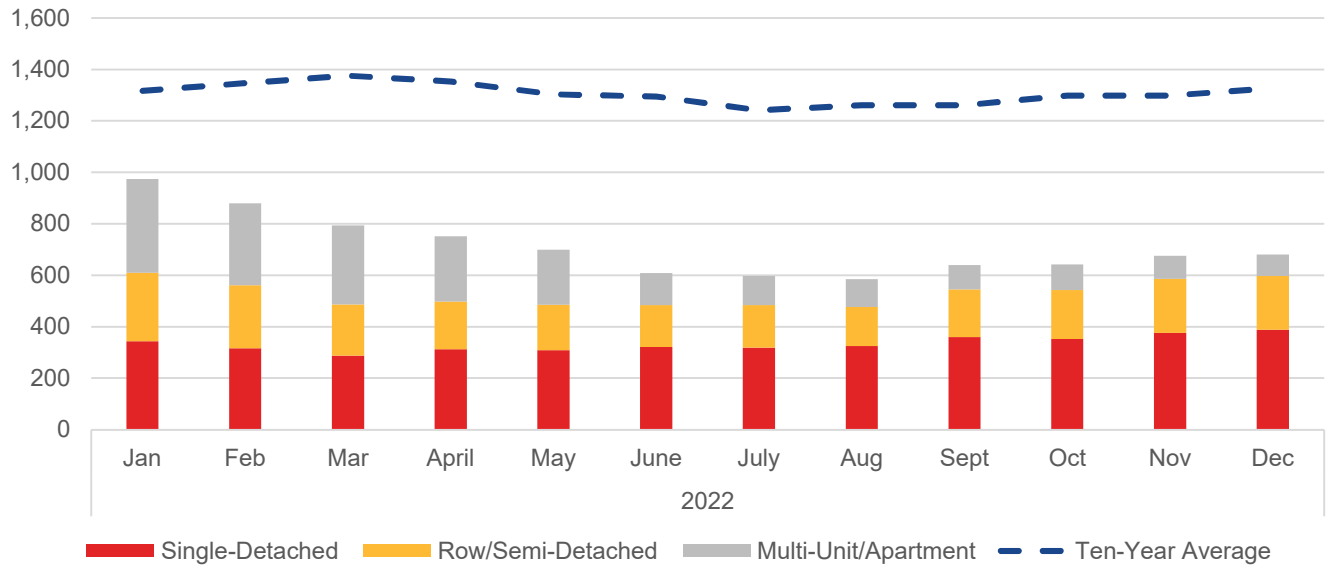


Housing Starts					
	Dec 2022 Actual	Month to Month (%)	Year over Year (%)	Year-to-Date (%)	Ten-Year Average (%)
<b>Total</b>	1,080	-35.4%	-6.5%	15.2%	9.3%
<b>Single Detached</b>	410	23.5%	-13.3%	4.4%	12.1%
<b>Row/Semi-Detached</b>	329	3.5%	15.8%	19.2%	43.3%
<b>Multi-Unit/Apartment</b>	341	-66.7%	-14.3%	22.7%	-13.3%



Housing Inventory					
	Dec 2022 Actual	Month to Month (%)	Year over Year (%)	Year-to-Date (%)	Ten-Year Average (%)
<b>Total</b>	680	0.6%	-33.3%	-46.9%	-48.8%
<b>Single Detached</b>	388	3.2%	10.2%	-11.1%	-10.1%
<b>Row/Semi-Detached</b>	209	-0.5%	-25.6%	-42.9%	-42.0%
<b>Multi-Unit/Apartment</b>	83	-7.8%	-78.5%	-70.8%	-84.5%

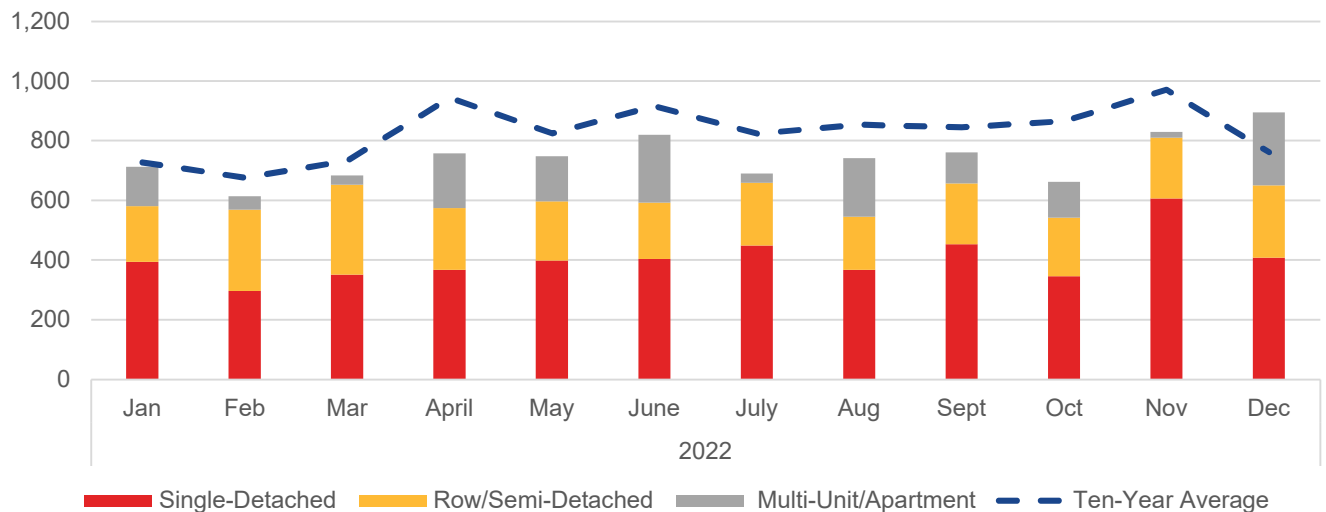
## Total Housing Inventory Calgary



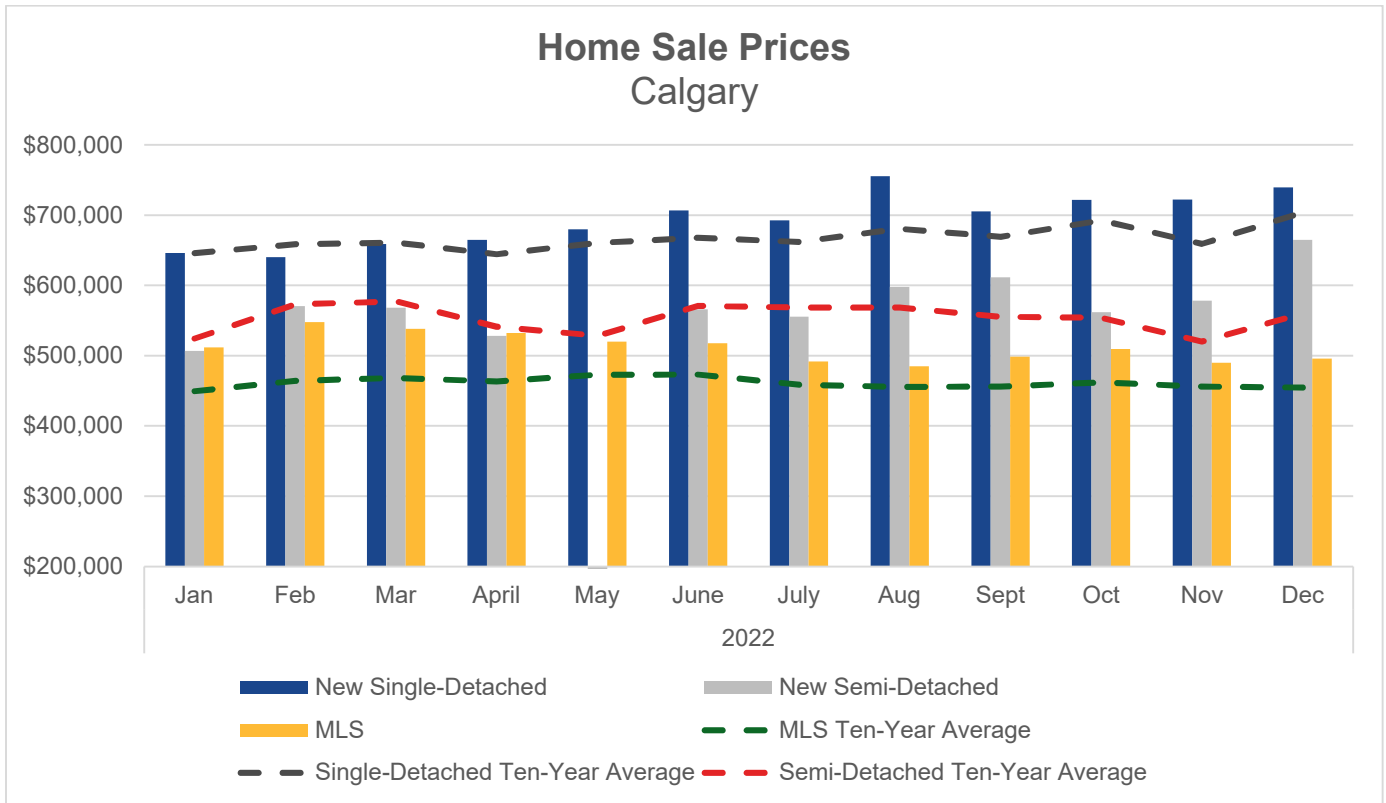
## Home Sales

	Dec 2022 Actual	Month to Month (%)	Year over Year (%)	Year-to-Date (%)	Ten-Year Average (%)
<b>Total New Homes</b>	895	8.0%	42.1%	5.7%	17.4%
<b>Single Detached</b>	408	-32.7%	28.7%	15.8%	14.3%
<b>Row/Semi-Detached</b>	242	18.6%	21.0%	-3.6%	10.3%
<b>Multi-Unit/Apartment</b>	245	1189.5%	116.8%	-5.5%	31.9%
<b>MLS System</b>	1,204	-26.9%	-30.7%	7.2%	-4.9%

## Home Sales Calgary



Home Sale Prices					
	Dec 2022 Actual	Month to Month (%)	Year over Year (%)	Year-to-Date (%)	Ten-Year Average (%)
Single Detached	\$739,351	2.4%	12.9%	12.8%	5.0%
Semi-Detached	\$664,626	14.9%	27.1%	36.6%	18.7%
MLS System	\$495,689	1.1%	3.8%	4.4%	9.0%



*Note: CMHC sales price information for semi-detached was not available for May 2022.*

**Sources**

Information on housing starts, housing inventory, new home sales, and new home prices come from [CMHC's Housing Market Information Portal](#). Information on MLS residential housing price averages and semi-detached data are from [CREB](#).

BILD Alberta prepares housing market update reports monthly for the province of Alberta.