

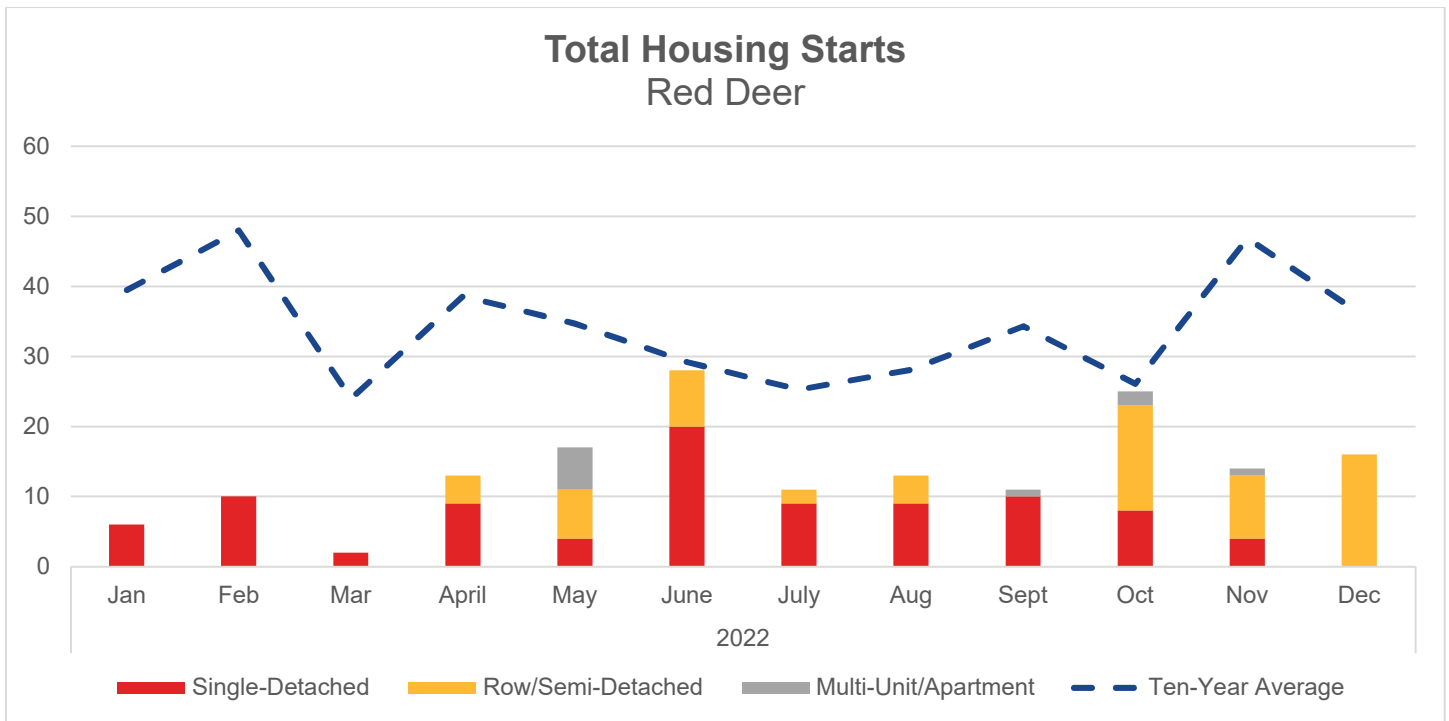


CENTRAL ALBERTA HOUSING REPORT

For December 2022

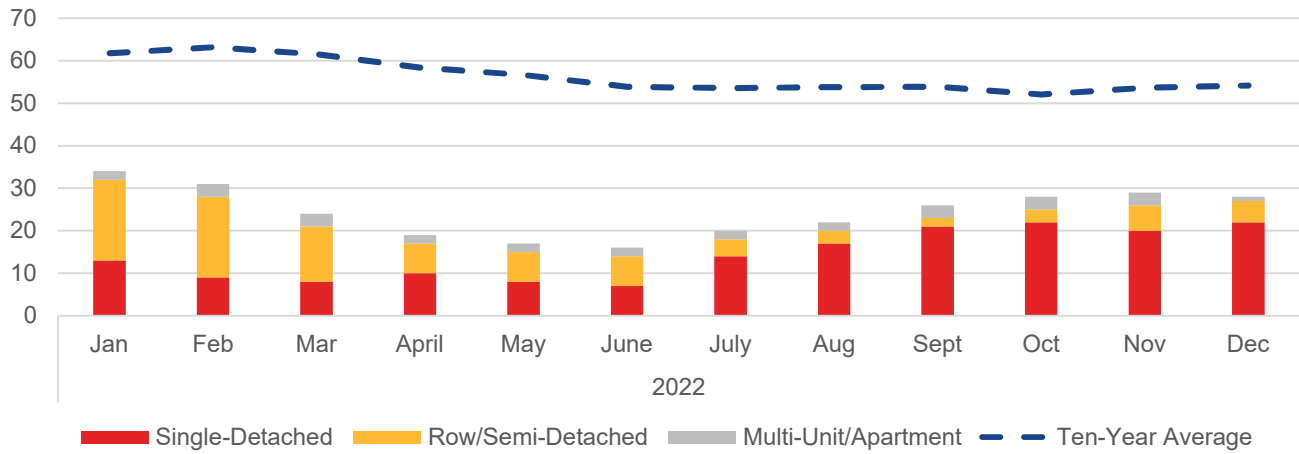


Housing Starts					
	Dec 2022 Actual	Month to Month (Units)	Year over Year (Units)	Year-to-Date (Units)	Ten-Year Average (Units)
Total	16	2	-5	-41	-20
Single Detached	0	-4	-14	-24	-16
Row/Semi-Detached	16	7	16	4	9
Multi-Unit/Apartment	0	-1	-7	-21	-13



Housing Inventory					
	Dec 2022 Actual	Month to Month (Units)	Year over Year (Units)	Year-to-Date (Units)	Ten-Year Average (Units)
Total	28	-1	3	-74	-26
Single Detached	22	2	10	-56	-16
Row/Semi-Detached	5	-1	-6	-14	-7
Multi-Unit/Apartment	1	-2	-1	-4	-3

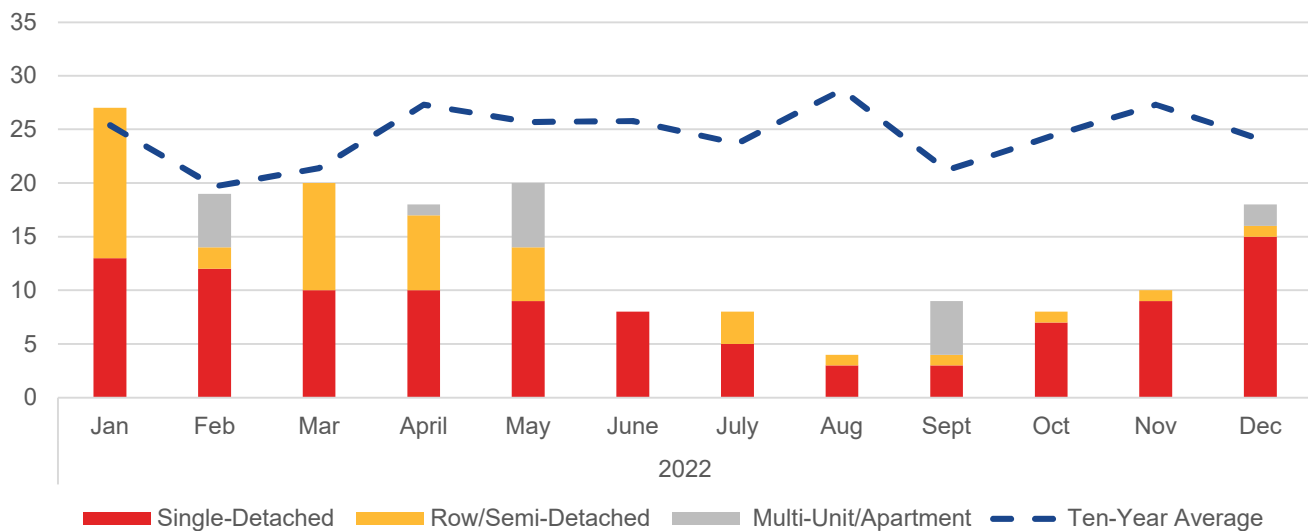
Total Housing Inventory Red Deer



Home Sales

	Dec 2022 Actual	Month to Month (Units)	Year over Year (Units)	Year-to-Date (Units)	Ten-Year Average (Units)
Total New Homes	18	8	7	19	-6
Single Detached	15	6	5	-2	-2
Row/Semi-Detached	1	0	0	12	-5
Multi-Unit/Apartment	2	2	2	9	1
MLS System	64	-52	-58	76	-94

Home Sales Red Deer



Home Sale Prices					
	Dec 2022 Actual	Month to Month (%)	Year over Year (%)	Year-to-Date (%)	Ten-Year Average (%)
Single/Semi-Detached	\$635,160	19.8%	11.3%	3.2%	10.3%
MLS System	\$315,213	-5.3%	-7.3%	-1.0%	4.2%



Note: CMHC sales price information was not available for July, August or September 2022.

Sources

Information on housing starts, housing inventory, new home sales, and new home prices come from [CMHC's Housing Market Information Portal](#). Information on MLS residential housing prices and sales are from [Alberta Real Estate Association's \(AREA\) online statistics](#).

BILD Alberta prepares housing market update reports monthly for the province of Alberta.