

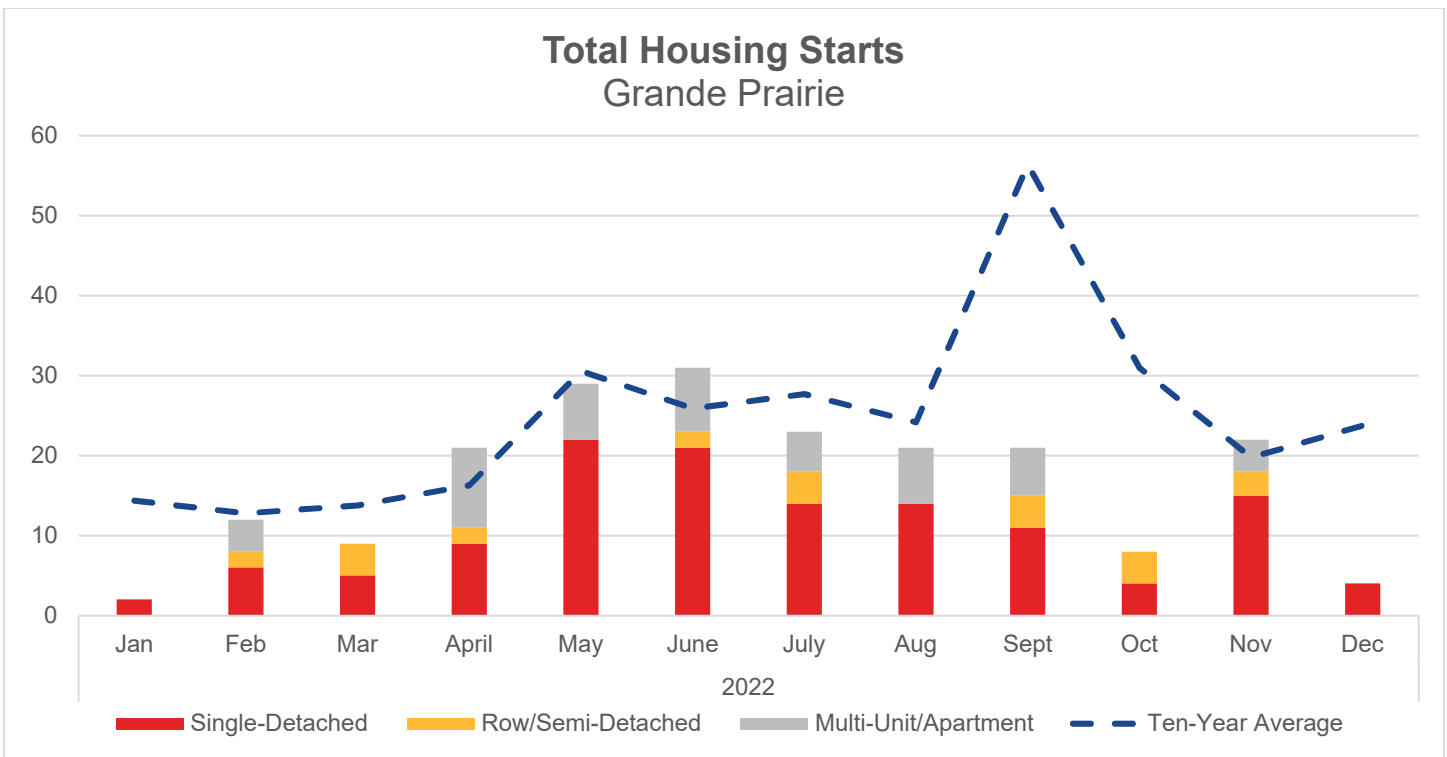


GRANDE PRAIRIE HOUSING REPORT

For December 2022

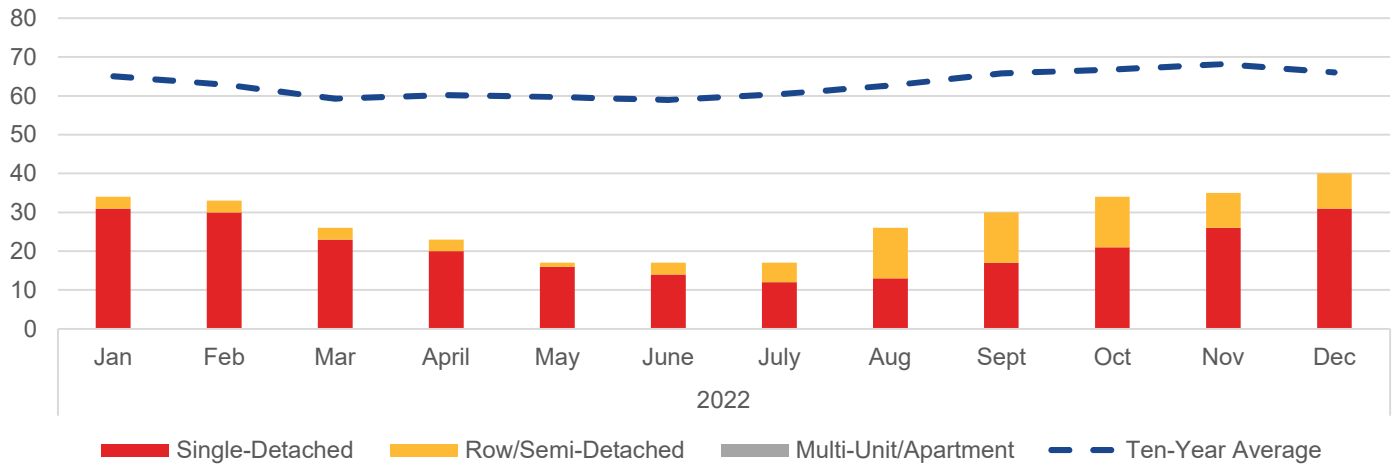


Housing Starts					
	Dec 2022 Actual	Month to Month (Units)	Year over Year (Units)	Year-to-Date (Units)	Ten-Year Average (Units)
Total	4	-18	-5	71	-20
Single Detached	4	-11	-2	40	-6
Row/Semi-Detached	0	-3	-2	5	-3
Multi-Unit/Apartment	0	-4	-1	26	-11



Housing Inventory					
	Dec 2022 Actual	Month to Month (Units)	Year over Year (Units)	Year-to-Date (Units)	Ten-Year Average (Units)
Total	40	5	3	-204	-26
Single Detached	31	5	-3	-213	-25
Row/Semi-Detached	9	0	6	9	-1
Multi-Unit/Apartment	0	0	0	0	0

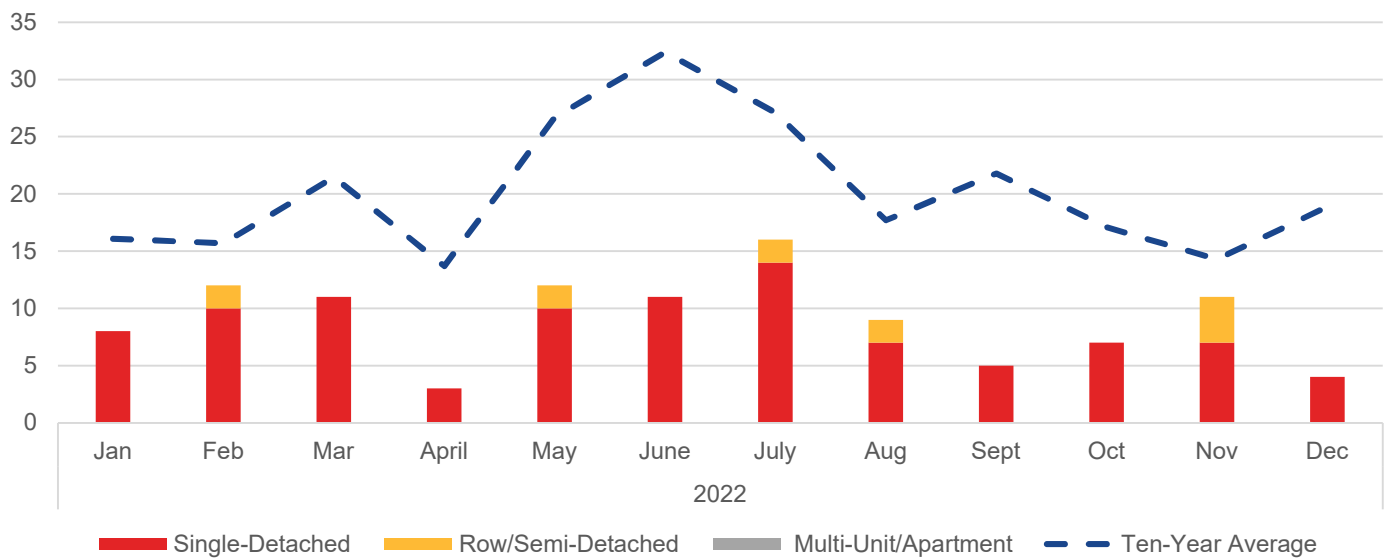
Total Housing Inventory Grande Prairie



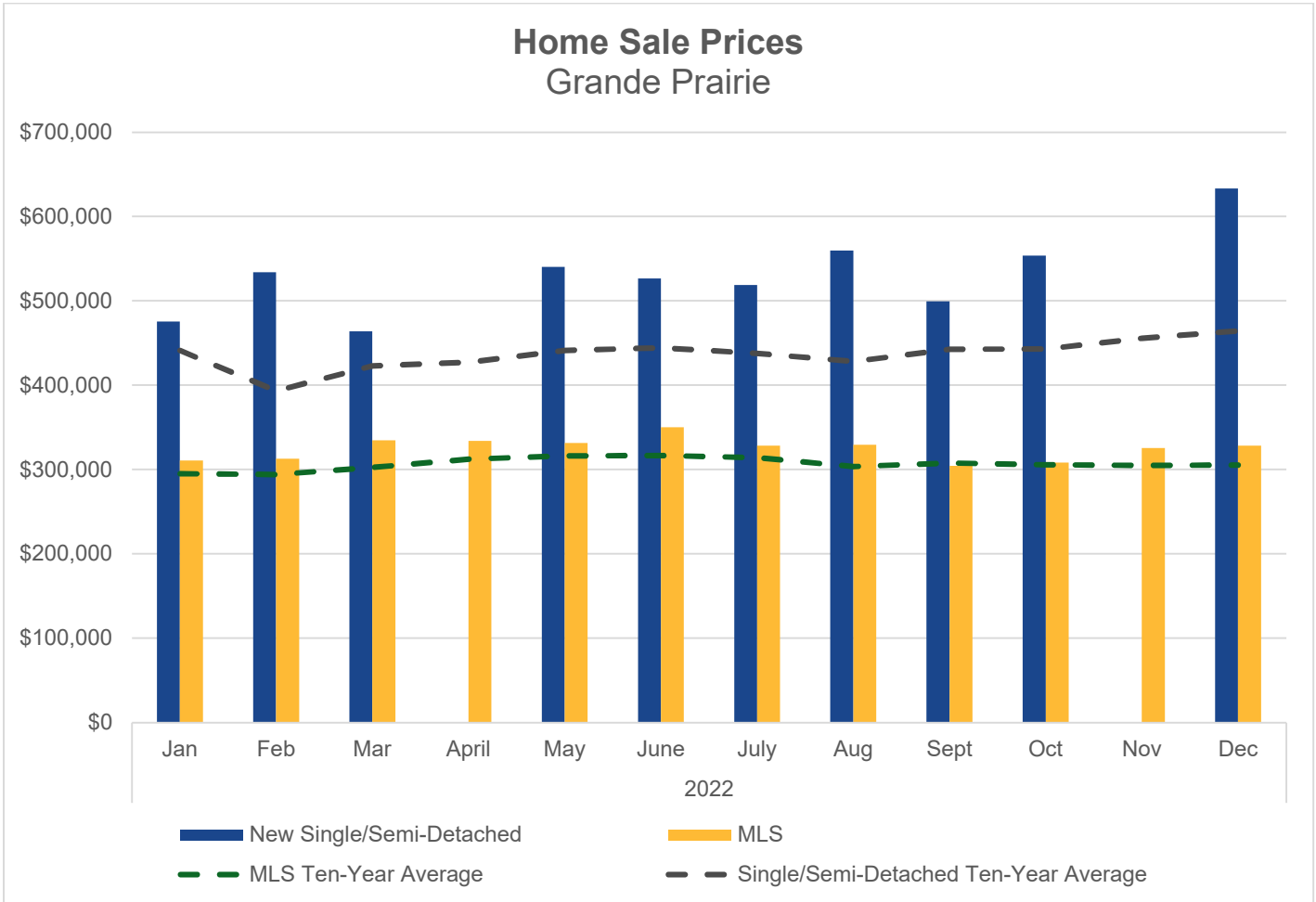
Home Sales

	Dec 2022 Actual	Month to Month (Units)	Year over Year (Units)	Year-to-Date (Units)	Ten-Year Average (Units)
Total New Homes	4	-7	-1	3	-15
Single Detached	4	-3	-1	4	-11
Row/Semi-Detached	0	-4	0	-1	-2
Multi-Unit/Apartment	0	0	0	0	-2
MLS System	51	-15	-24	22	-49

Home Sales Grande Prairie



Home Sale Prices					
	Dec 2022 Actual	Month to Month (%)	Year over Year (%)	Year-to-Date (%)	Ten-Year Average (%)
Single/Semi-Detached	\$633,119	N/A	24.0%	8.7%	36.3%
MLS System	\$328,322	0.9%	1.2%	2.2%	7.5%



Note: CMHC sales price information was not available for April or November 2022.

Sources

Information on housing starts, housing inventory, new home sales, and new home prices come from [CMHC's Housing Market Information Portal](#). Information on MLS residential housing prices and sales are from [Alberta Real Estate Association's \(AREA\) online statistics](#).

BILD Alberta prepares housing market update reports monthly for the province of Alberta.