

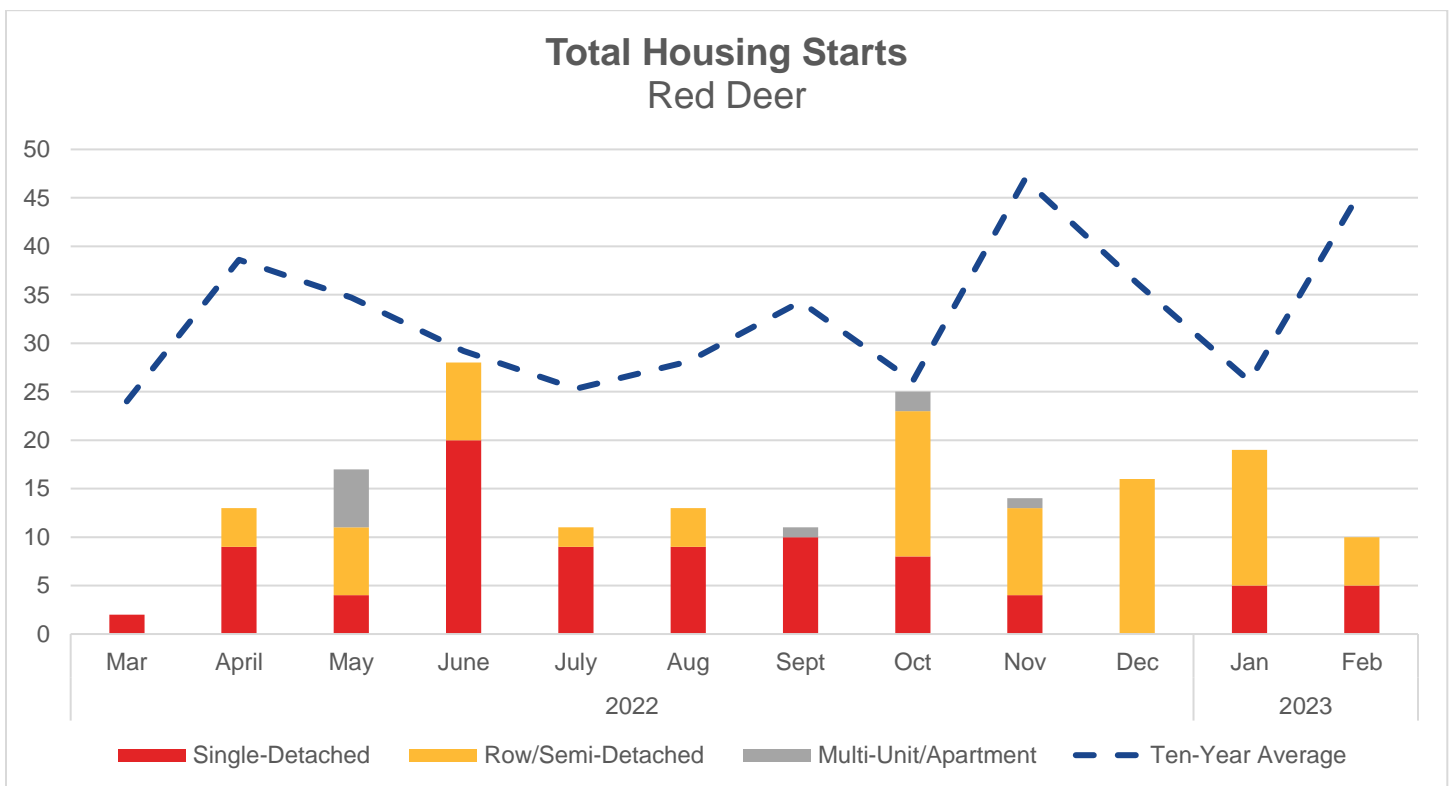


CENTRAL ALBERTA HOUSING REPORT

For February 2023

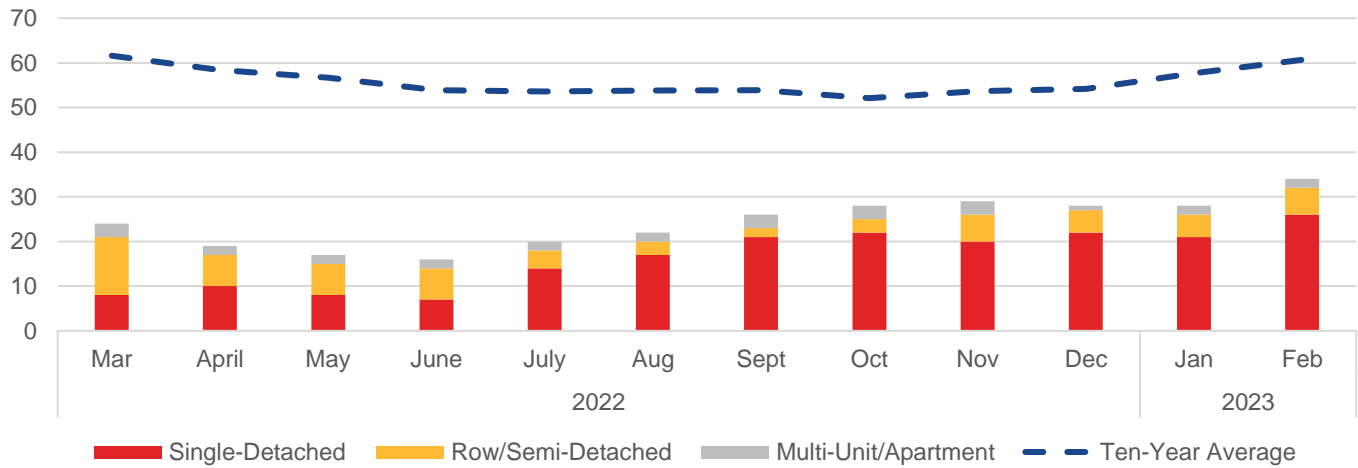


Housing Starts					
	Feb 2023 Actual	Month to Month (Units)	Year over Year (Units)	Year-to-Date (Units)	Ten-Year Average (Units)
Total	10	-9	0	13	-36
Single Detached	5	0	-5	-6	-8
Row/Semi-Detached	5	-9	5	19	3
Multi-Unit/Apartment	0	0	0	0	-31



Housing Inventory					
	Feb 2023 Actual	Month to Month (Units)	Year over Year (Units)	Year-to-Date (Units)	Ten-Year Average (Units)
Total	34	6	3	-3	-27
Single Detached	26	5	17	25	-16
Row/Semi-Detached	6	1	-13	-27	-9
Multi-Unit/Apartment	2	0	-1	-1	-2

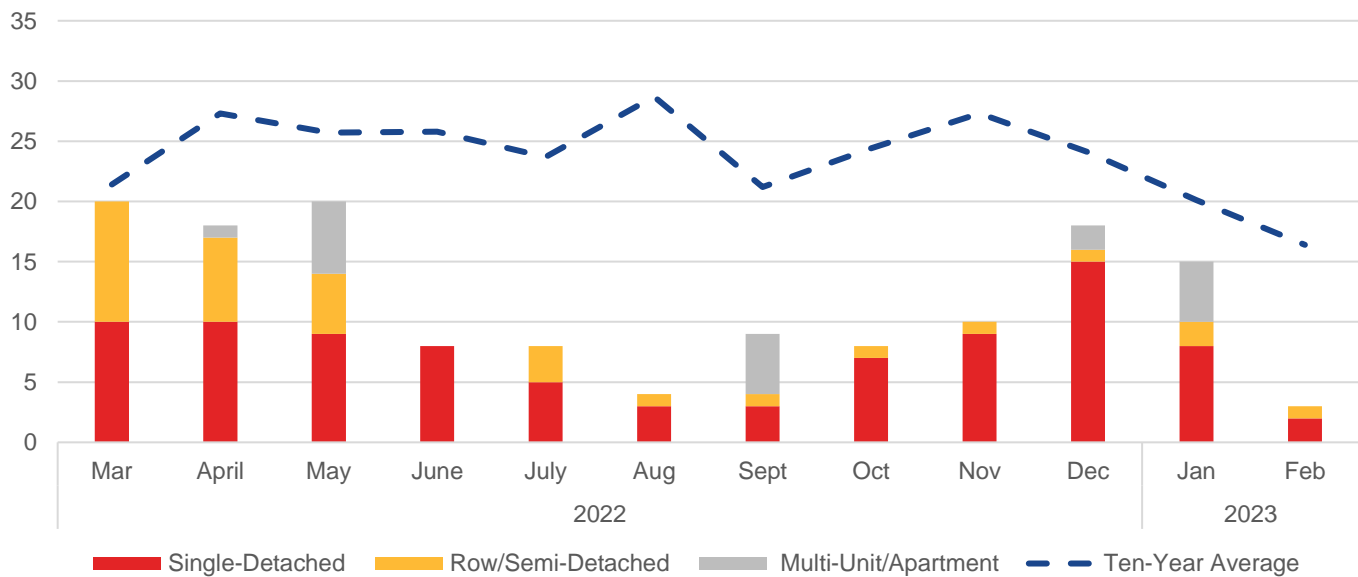
Total Housing Inventory Red Deer



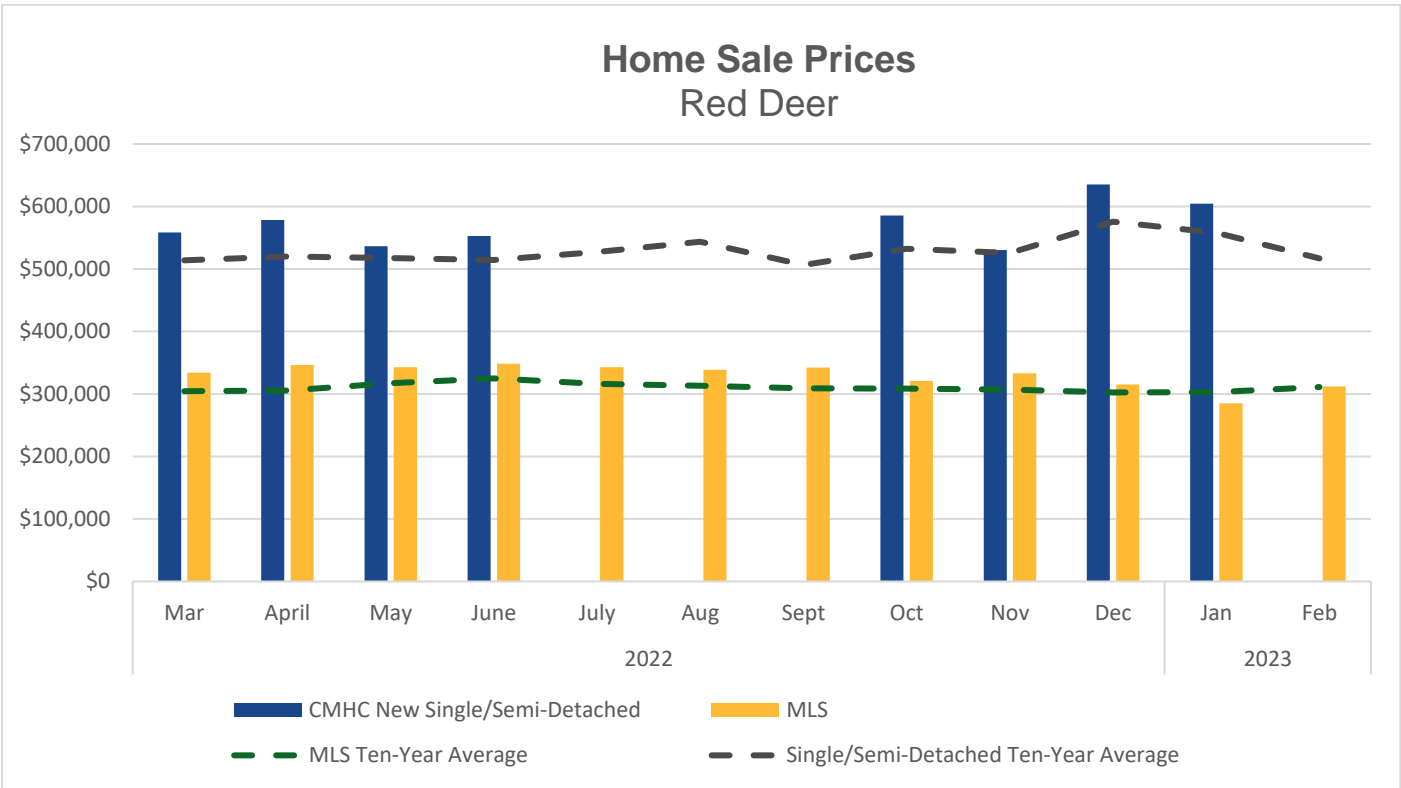
Home Sales

	Feb 2023 Actual	Month to Month (Units)	Year over Year (Units)	Year-to-Date (Units)	Ten-Year Average (Units)
Total New Homes	3	-12	-16	-28	-13
Single Detached	2	-6	-10	-15	-11
Row/Semi-Detached	1	-1	-1	-13	-2
Multi-Unit/Apartment	0	-5	-5	0	-1
MLS System	104	11	-70	-101	-106

Home Sales Red Deer



Home Sale Prices					
	Feb 2023 Actual	Month to Month (%)	Year over Year (%)	Year-to-Date (%)	Ten-Year Average (%)
MLS System	\$311,949	9.4%	-7.2%	-8.0%	0.2%



Note: CMHC sales price information was not available for July, August and September 2022 or February 2023.

Sources

Information on housing starts, housing inventory, new home sales, and new home prices come from [CMHC's Housing Market Information Portal](#). Information on MLS residential housing prices and sales are from [Alberta Real Estate Association's \(AREA\) online statistics](#).

BILD Alberta prepares housing market update reports monthly for the province of Alberta.