

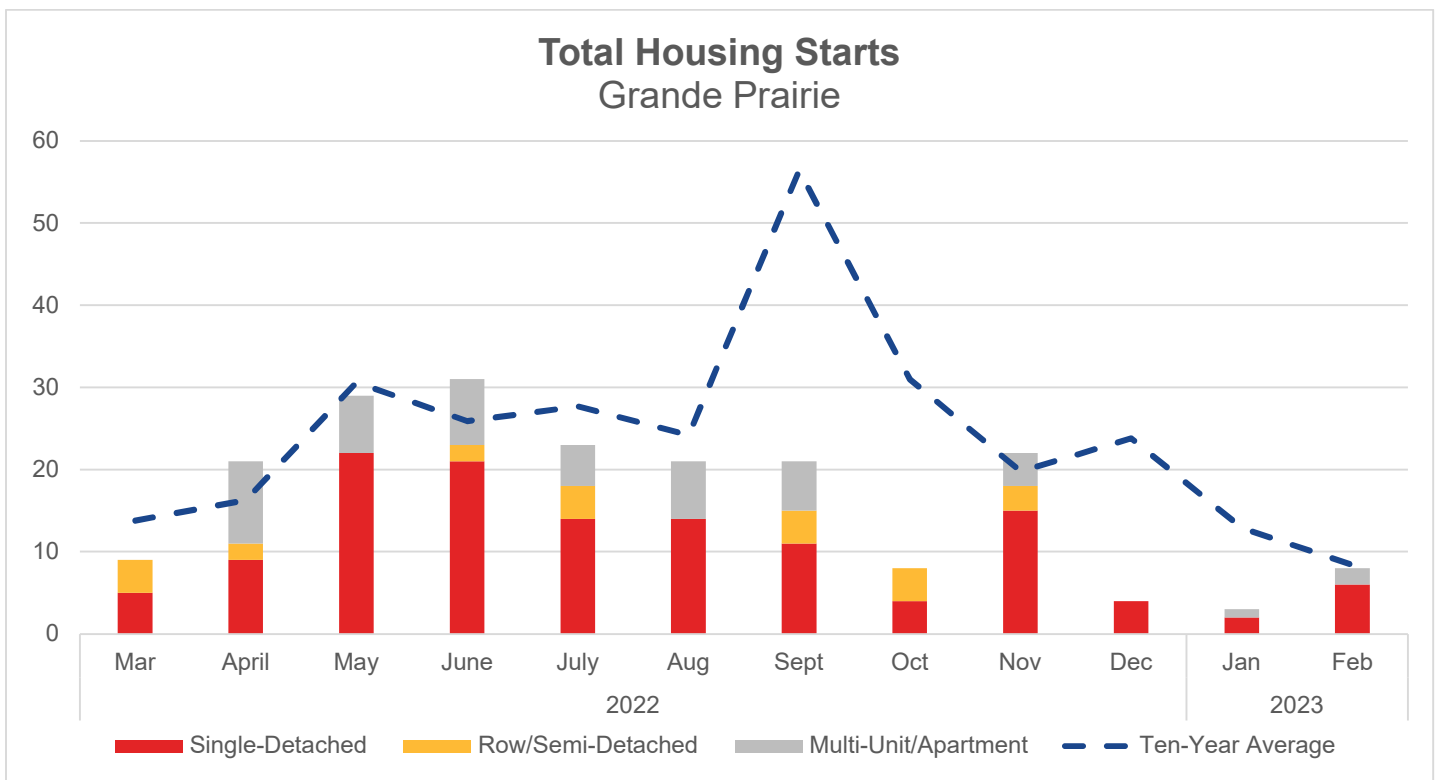


# GRANDE PRAIRIE HOUSING REPORT

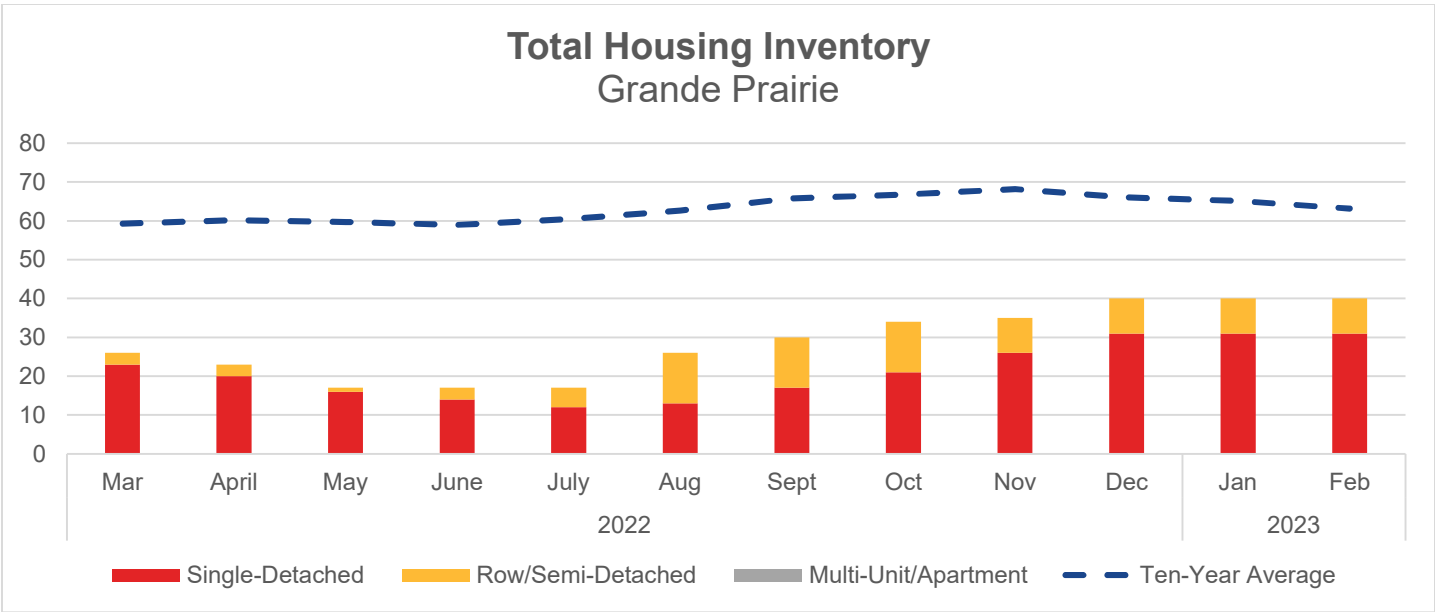
For February 2023



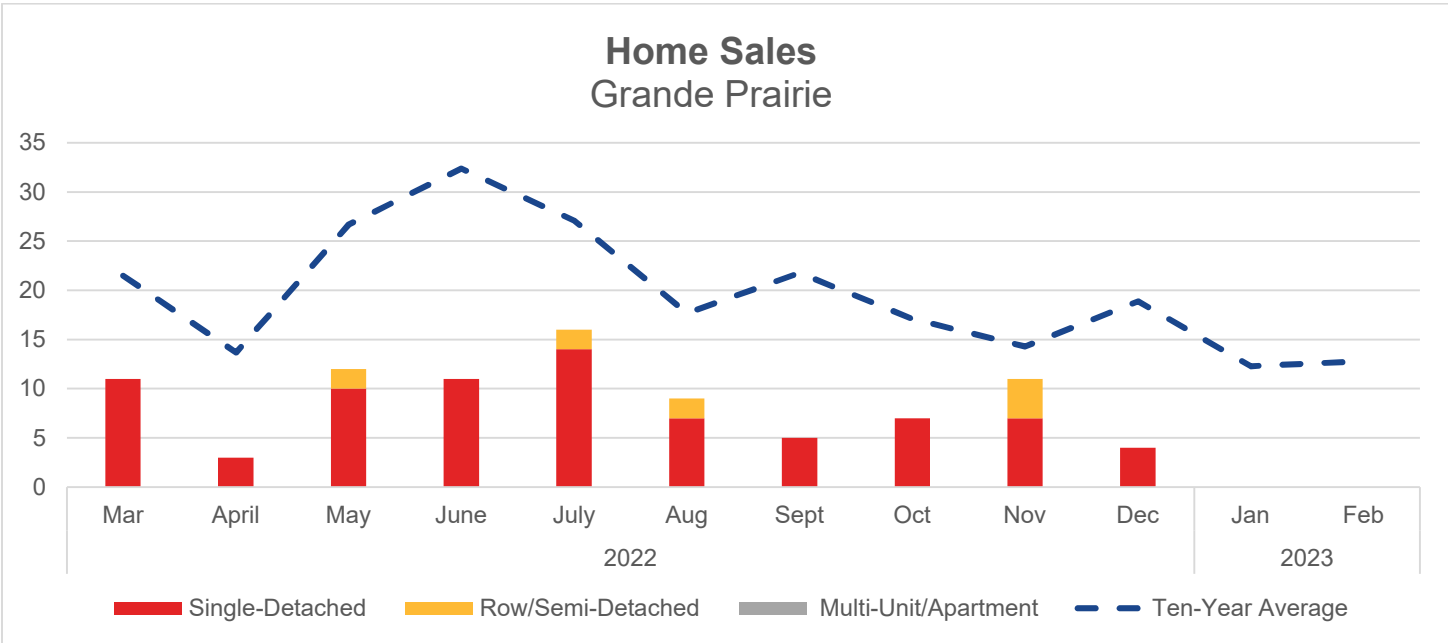
Housing Starts					
	Feb 2023 Actual	Month to Month (Units)	Year over Year (Units)	Year-to-Date (Units)	Ten-Year Average (Units)
<b>Total</b>	8	5	-4	-3	0
<b>Single Detached</b>	6	4	0	0	0
<b>Row/Semi-Detached</b>	0	0	-2	-2	-2
<b>Multi-Unit/Apartment</b>	2	1	-2	-1	1



Housing Inventory					
	Feb 2023 Actual	Month to Month (Units)	Year over Year (Units)	Year-to-Date (Units)	Ten-Year Average (Units)
<b>Total</b>	40	0	7	13	-23
<b>Single Detached</b>	31	0	1	1	-24
<b>Row/Semi-Detached</b>	9	0	6	12	1
<b>Multi-Unit/Apartment</b>	0	0	0	0	0

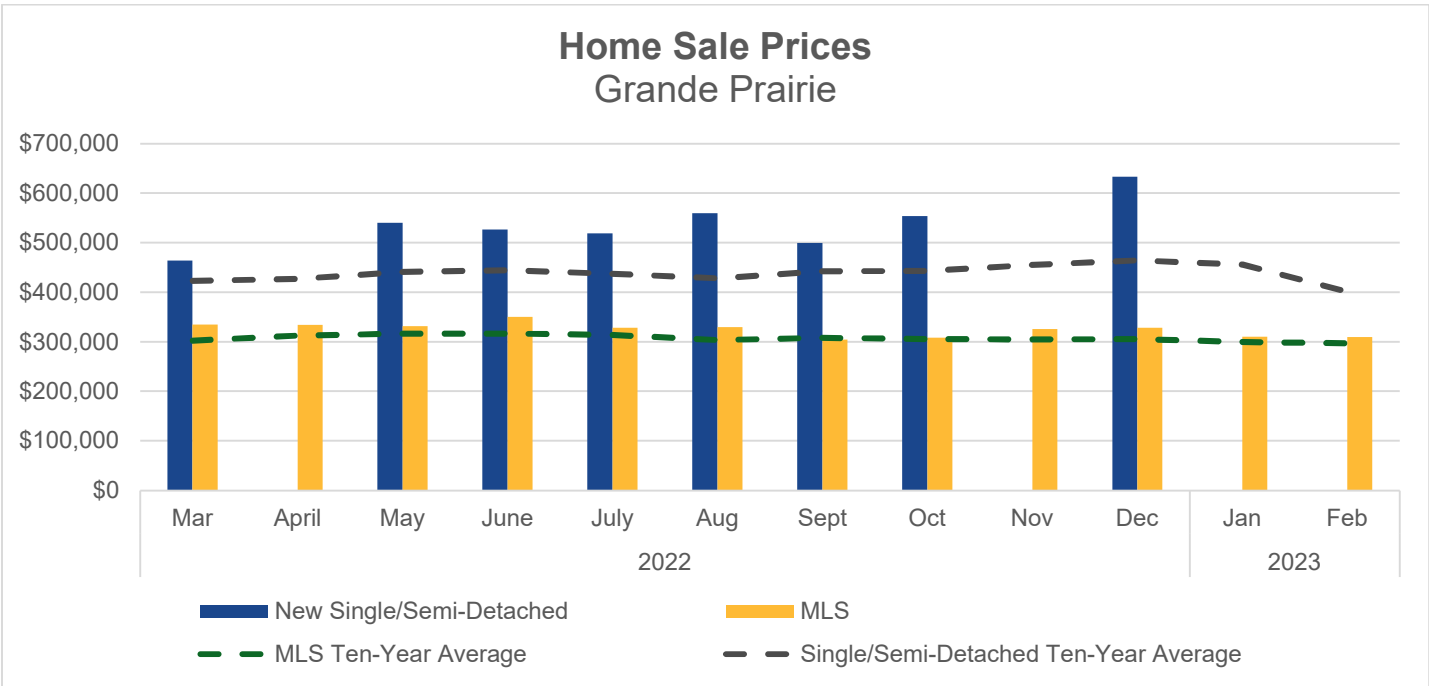


Home Sales					
	Feb 2023 Actual	Month to Month (Units)	Year over Year (Units)	Year-to-Date (Units)	Ten-Year Average (Units)
<b>Total New Homes</b>	0	0	-12	-20	-13
<b>Single Detached</b>	0	0	-10	-18	-9
<b>Row/Semi-Detached</b>	0	0	-2	-2	-3
<b>Multi-Unit/Apartment</b>	0	0	0	0	0
<b>MLS System</b>	75	9	-70	-76	-72



No sales were reported in January or February, 2023 as per CMHC data.

Home Sale Prices					
	Feb 2023 Actual	Month to Month (%)	Year over Year (%)	Year-to-Date (%)	Ten-Year Average (%)
MLS System	\$309,240	-0.3%	-1.1%	-0.6%	4.1%



Note: CMHC sales price information was not available for April or November 2022 or January or February 2023.

**Sources**

Information on housing starts, housing inventory, new home sales, and new home prices come from [CMHC's Housing Market Information Portal](#). Information on MLS residential housing prices and sales are from [Alberta Real Estate Association's \(AREA\) online statistics](#).

BILD Alberta prepares housing market update reports monthly for the province of Alberta.