


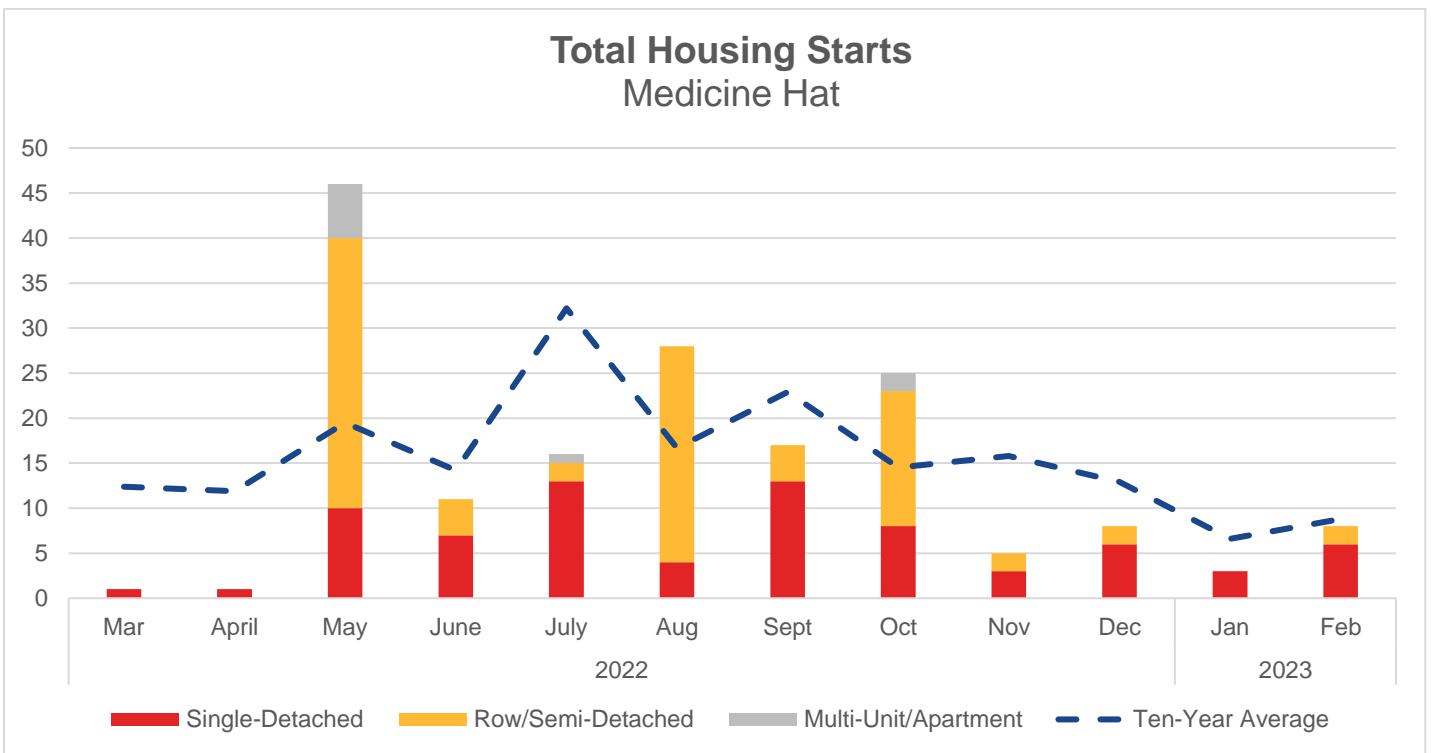


# MEDICINE HAT HOUSING REPORT

For February 2023

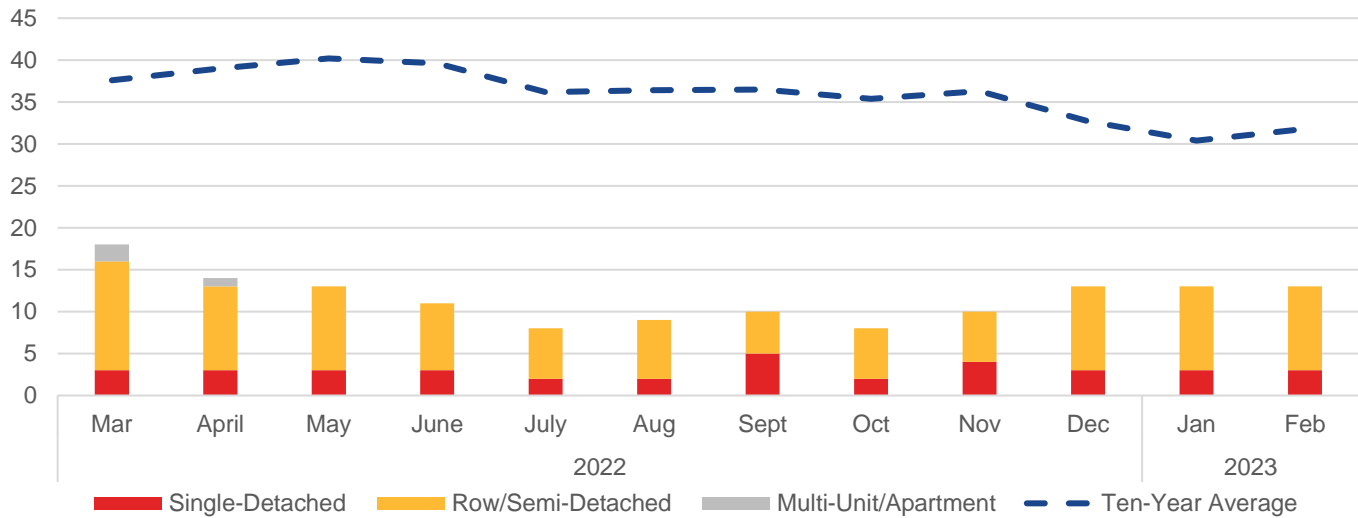


Housing Starts					
	Feb 2023 Actual	Month to Month (Units)	Year over Year (Units)	Year-to-Date (Units)	Ten-Year Average (Units)
<b>Total</b>	8	5	-1	-4	-1
<b>Single Detached</b>	6	3	4	4	0
<b>Row/Semi-Detached</b>	2	2	-5	-8	0
<b>Multi-Unit/Apartment</b>	0	0	0	0	0



Housing Inventory					
	Feb 2023 Actual	Month to Month (Units)	Year over Year (Units)	Year-to-Date (Units)	Ten-Year Average (Units)
<b>Total</b>	13	0	-9	-21	-19
<b>Single Detached</b>	3	0	-2	-6	-18
<b>Row/Semi-Detached</b>	10	0	-5	-11	2
<b>Multi-Unit/Apartment</b>	0	0	-2	-4	-2

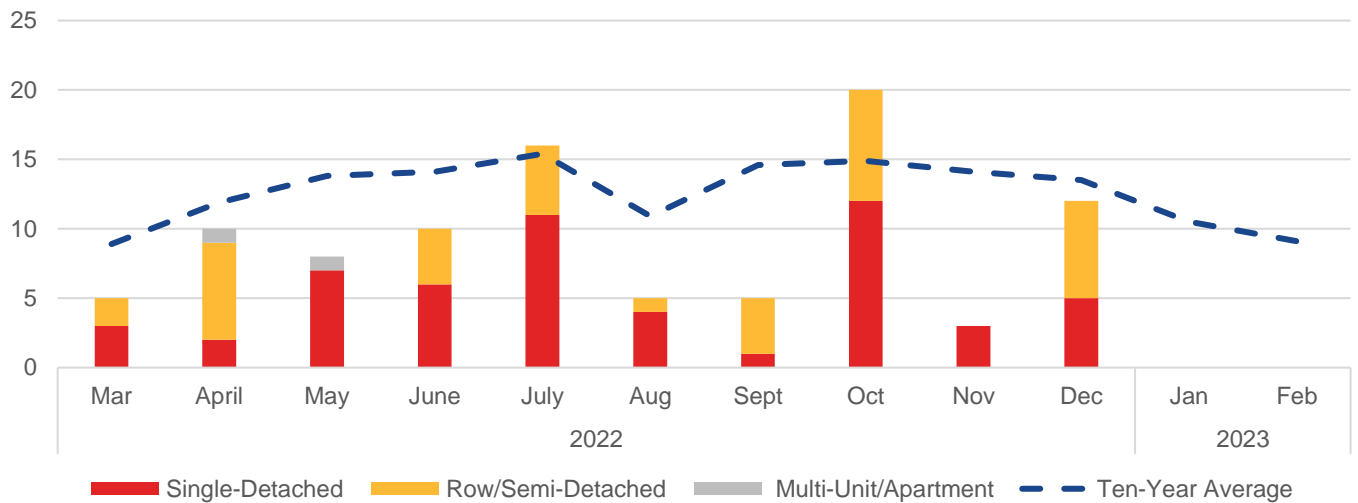
## Total Housing Inventory Medicine Hat



## Home Sales

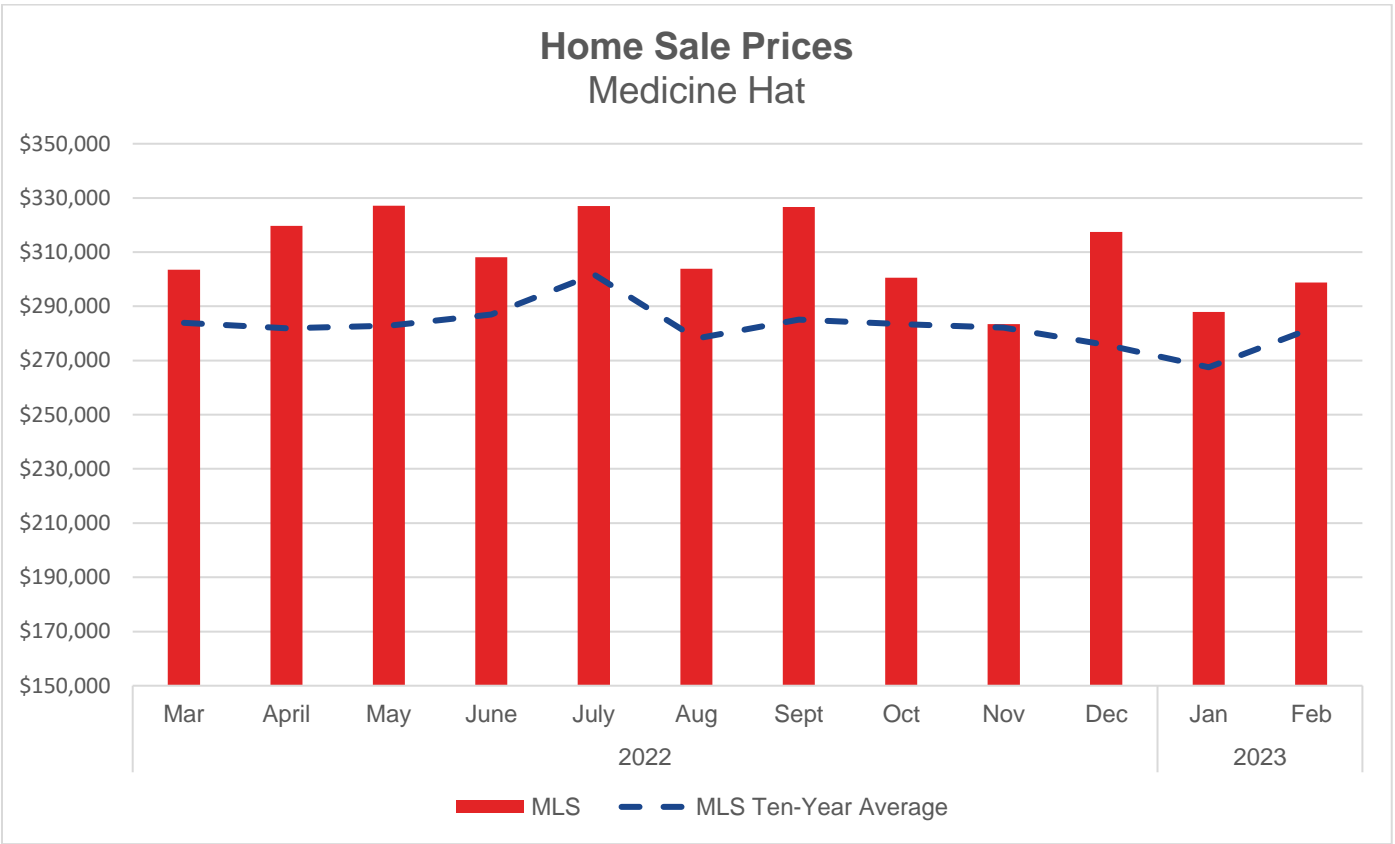
	Feb 2023 Actual	Month to Month (Units)	Year over Year (Units)	Year-to-Date (Units)	Ten-Year Average (Units)
<b>Total New Homes</b>	0	0	-6	-14	-9
<b>Single Detached</b>	0	0	-5	-9	-7
<b>Row/Semi-Detached</b>	0	0	-1	-5	-2
<b>Multi-Unit/Apartment</b>	0	0	0	0	0
<b>MLS System</b>	75	15	-19	-25	-9

## Home Sales Medicine Hat



No sales were reported in January or February, 2023 as per CMHC data.

Home Sale Prices					
	Feb 2023 Actual	Month to Month (%)	Year over Year (%)	Year-to-Date (%)	Ten-Year Average (%)
MLS System	\$298,785	3.8%	-5.1%	-3.9%	6.0%



**Sources**

Information on housing starts, housing inventory, new home sales, and new home prices come from [CMHC's Housing Market Information Portal](#). Information on MLS residential housing prices and sales are from [Alberta Real Estate Association's \(AREA\) online statistics](#).

BILD Alberta prepares housing market update reports monthly for the province of Alberta.