


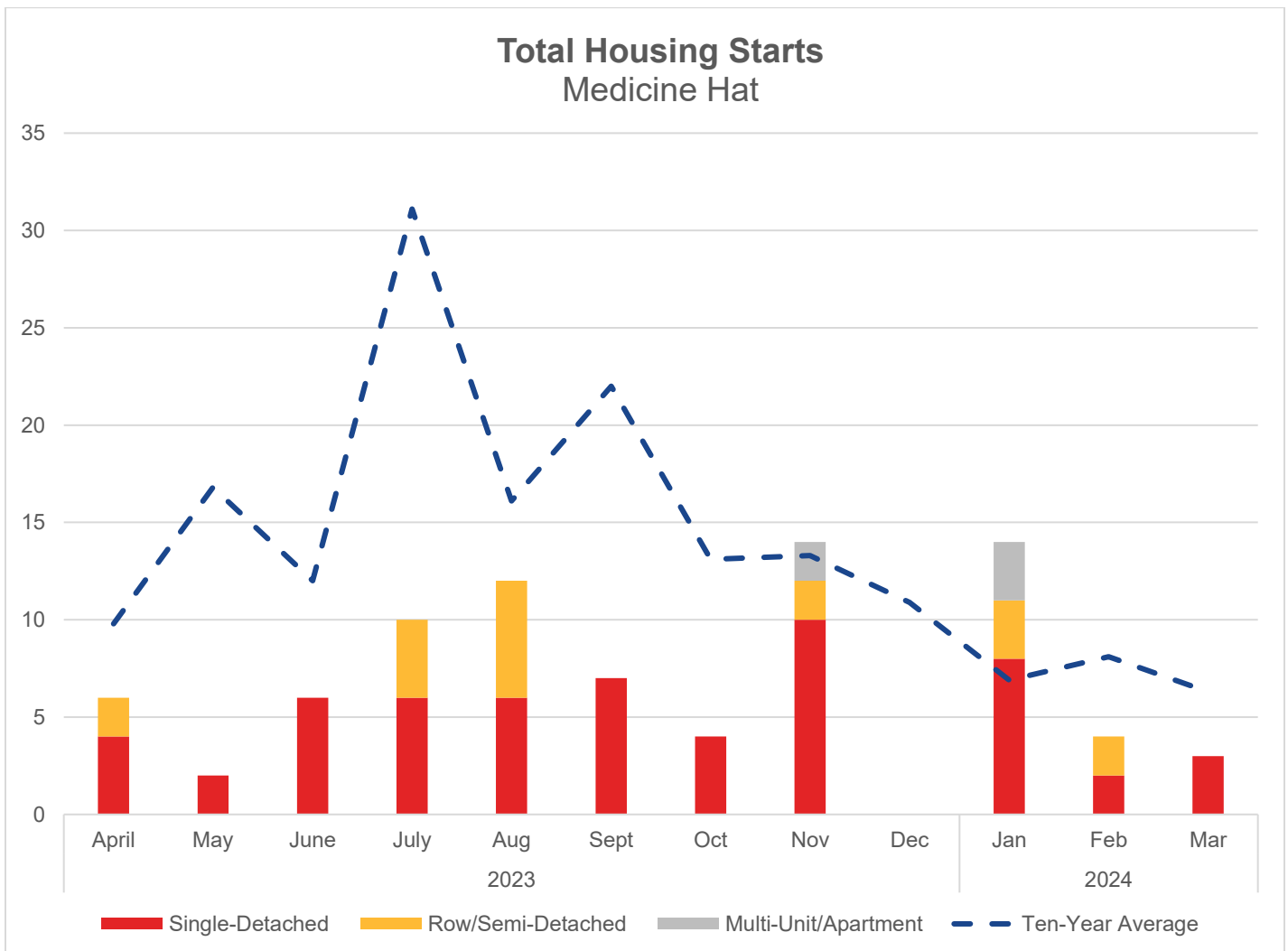


# MEDICINE HAT HOUSING REPORT

For March 2024

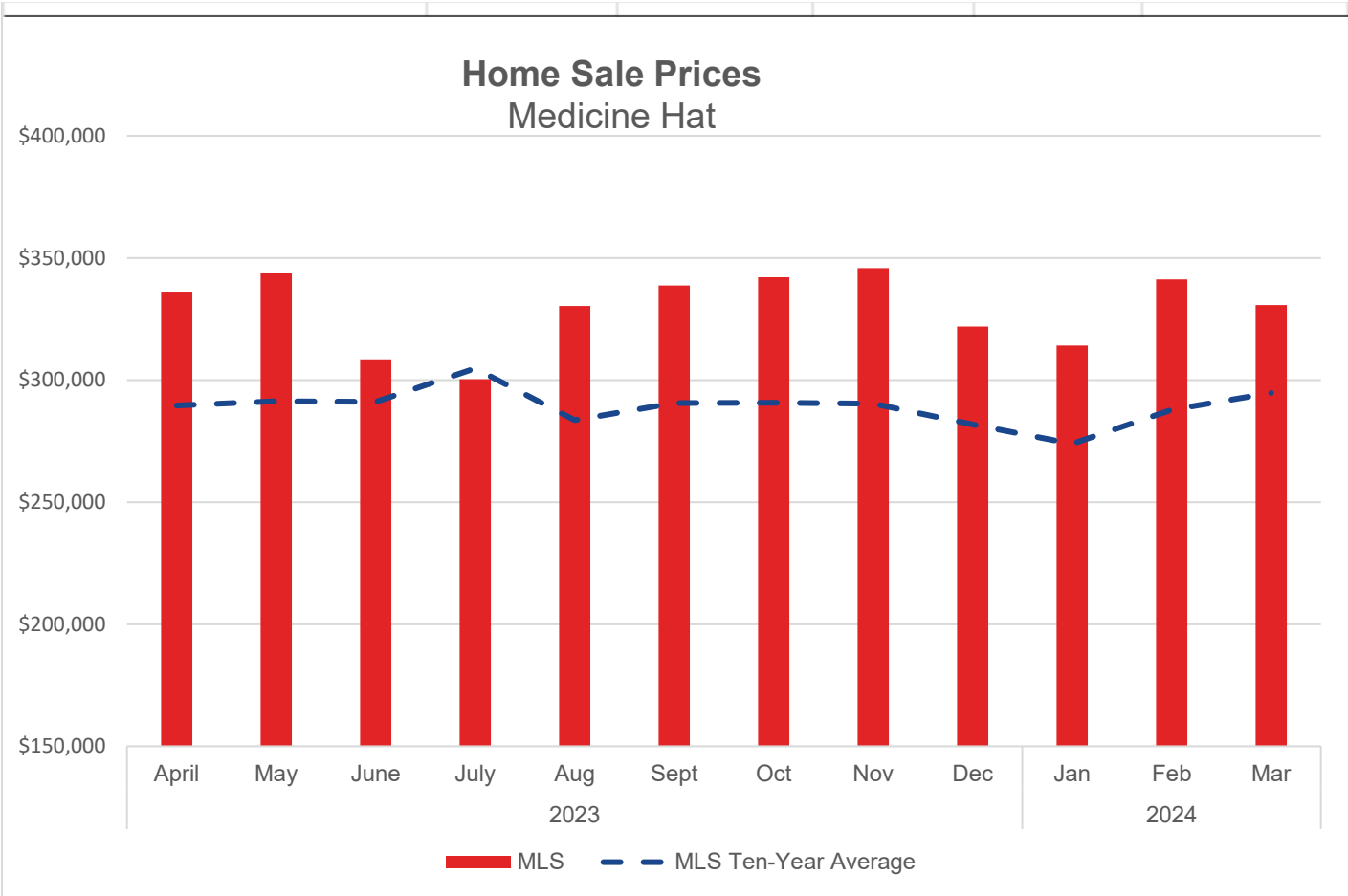


Housing Starts					
	Mar 2024 Actual	Month to Month (Units)	Year over Year (Units)	Year-to-Date (Units)	Ten-Year Average (Units)
<b>Total</b>	3	-1	-2	5	-3
<b>Single Detached</b>	3	1	2	3	-1
<b>Row/Semi-Detached</b>	0	-2	-4	-1	-2
<b>Multi-Unit/Apartment</b>	0	0	0	3	0



Note: No housing starts were reported for December in any home style.

Home Sale Prices					
	Mar 2024 Actual	Month to Month (%)	Year over Year (%)	Year-to-Date (%)	Ten-Year Average (%)
MLS Sale Prices	\$330,669	-3.1%	10.3%	11.2%	12.2%
MLS Units Sold	104	44	-1	-19	-4



**Sources**

Information on housing starts, housing inventory, new home sales, and new home prices come from [CMHC's Housing Market Information Portal](#). Information on MLS residential housing prices and sales are from [Alberta Real Estate Association's \(AREA\) online statistics](#). BILD Alberta prepares housing market update reports monthly for the province of Alberta.